

TOWN OF PLAINFIELD, CONNECTICUT

**BASIC FINANCIAL STATEMENTS,
SUPPLEMENTARY INFORMATION AND
INDEPENDENT AUDITOR'S REPORT**

JUNE 30, 2016

CONTENTS

	Page
Independent Auditor's Report	1
Management's Discussion and Analysis (Unaudited)	3
Basic Financial Statements:	
Government-wide Financial Statements	
Statement of Net Position	15
Statement of Activities	16
Fund Financial Statements	
Governmental Fund Financial Statements	
Balance Sheet	17
Reconciliation of the Balance Sheet of Governmental Funds to the Statement of Net Position	18
Statement of Revenues, Expenditures and Changes in Fund Balances	19
Reconciliation of the Statement of Revenues, Expenditures and Changes in Fund Balances of Governmental Funds to the Statement of Activities	20
Statement of Revenues, Expenditures and Changes in Fund Balance – Budget and Actual – Budgetary Basis – General Fund	21
Proprietary Fund Financial Statements	
Statement of Net Position	22
Statement of Revenues, Expenses and Changes in Fund Net Position	23
Statement of Cash Flows	24
Fiduciary Fund Financial Statements	
Statement of Fiduciary Net Position	25
Statement of Changes in Fiduciary Net Position	26
Notes to the Financial Statements	27

CONTENTS (Continued)

	Page
Required Supplementary Information:	
Schedule of Changes in Net Pension Liability – Pension Plan (Unaudited)	59
Schedule of Contributions and Investment Returns – Pension Plan (Unaudited)	60
Schedule of the Town’s Proportionate Share of the Net Pension Liability Connecticut State Teachers’ Retirement System (Unaudited)	61
Schedule of Funding Progress (Unaudited)	62
Combining and Individual Fund Statements and Schedules:	
Governmental Funds	
General Fund	
Schedule of Revenues - Budget and Actual - Budgetary Basis	63
Schedule of Expenditures Budget and Actual - Budgetary Basis	65
Schedule of Property Taxes Levied, Collected and Outstanding	67
Schedule of Debt Limitation	68
Nonmajor Governmental Funds	
Combining Balance Sheet	69
Combining Statement of Revenues, Expenditures and Changes in Fund Balances	71
Proprietary Fund	
Statement of Revenues, Expenses and Changes in Net Position - Budget and Actual - Budgetary Basis – Proprietary Fund	73
Schedule of Sewer Assessments Collections	74
Schedule of Sewer Usage Collections	75
Fiduciary Funds	
Agency Funds	
Combining Statement of Changes in Fiduciary Assets and Liabilities	76

INDEPENDENT AUDITOR'S REPORT

INDEPENDENT AUDITOR'S REPORT

To the Honorable First Selectman and
Members of the Board of Finance
Town of Plainfield, Connecticut

Report on the Financial Statements

We have audited the accompanying financial statements of the governmental activities, the business-type activities, each major fund, and the aggregate remaining fund information of the Town of Plainfield, Connecticut (the "Town") as of and for the year ended June 30, 2016, and the related notes to the financial statements, which collectively comprise the Town's basic financial statements as listed in the table of contents.

Management's Responsibility for the Financial Statements

Management is responsible for the preparation and fair presentation of these financial statements in accordance with accounting principles generally accepted in the United States of America; this includes the design, implementation, and maintenance of internal control relevant to the preparation and fair presentation of financial statements that are free from material misstatement, whether due to fraud or error.

Auditor's Responsibility

Our responsibility is to express opinions on these financial statements based on our audit. We conducted our audit in accordance with auditing standards generally accepted in the United States of America and the standards applicable to financial audits contained in *Government Auditing Standards*, issued by the Comptroller General of the United States. Those standards require that we plan and perform the audit to obtain reasonable assurance about whether the financial statements are free from material misstatement.

An audit involves performing procedures to obtain audit evidence about the amounts and disclosures in the financial statements. The procedures selected depend on the auditor's judgment, including the assessment of the risks of material misstatement of the financial statements, whether due to fraud or error. In making those risk assessments, the auditor considers internal control relevant to the entity's preparation and fair presentation of the financial statements in order to design audit procedures that are appropriate in the circumstances, but not for the purpose of expressing an opinion on the effectiveness of the entity's internal control. Accordingly, we express no such opinion. An audit also includes evaluating the appropriateness of accounting policies used and the reasonableness of significant accounting estimates made by management, as well as evaluating the overall presentation of the financial statements.

We believe that the audit evidence we have obtained is sufficient and appropriate to provide a basis for our audit opinions.

Opinions

In our opinion, the financial statements referred to above present fairly, in all material respects, the respective financial position of the governmental activities, the business-type activities, each major fund, and the aggregate remaining fund information of the Town of Plainfield, Connecticut, as of June 30, 2016, and the respective changes in financial position, and, where applicable, cash flow thereof and the respective budgetary comparison for the General Fund for the year then ended in accordance with accounting principles generally accepted in the United States of America.

Other Matters

Required Supplementary Information

Accounting principles generally accepted in the United States of America require that the management's discussion and analysis on pages 3 through 14, and the schedules on the Town's pension and other post-employment benefits plans on pages 59 through 62 be presented to supplement the basic financial statements. Such information, although not a part of the basic financial statements, is required by the Governmental Accounting Standards Board, who considers it to be an essential part of financial reporting for placing the basic financial statements in an appropriate operational, economic, or historical context. We have applied certain limited procedures to the required supplementary information in accordance with auditing standards generally accepted in the United States of America, which consisted of inquiries of management about the methods of preparing the information and comparing the information for consistency with management's responses to our inquiries, the basic financial statements, and other knowledge we obtained during our audit of the basic financial statements. We do not express an opinion or provide any assurance on the information because the limited procedures do not provide us with sufficient evidence to express an opinion or provide any assurance.

Other Information

Our audit was conducted for the purpose of forming opinions on the financial statements that collectively comprise the Town's basic financial statements. The combining and individual fund statements and schedules on pages 63 through 76 are presented for purposes of additional analysis and are not a required part of the basic financial statements.

The combining and individual fund statements and schedules are the responsibility of management and were derived from and relate directly to the underlying accounting and other records used to prepare the basic financial statements. Such information has been subjected to the auditing procedures applied in the audit of the basic financial statements and certain additional procedures, including comparing and reconciling such information directly to the underlying accounting and other records used to prepare the basic financial statements or to the basic financial statements themselves, and other additional procedures in accordance with auditing standards generally accepted in the United States of America. In our opinion, the combining and individual fund statements and schedules are fairly stated, in all material respects, in relation to the basic financial statements as a whole.

Other Reporting Required by *Government Auditing Standards*

In accordance with *Government Auditing Standards*, we have also issued our report dated December 19, 2016, on our consideration of the Town's internal control over financial reporting and on our tests of its compliance with certain provisions of laws, regulations, contracts, and grant agreements and other matters. The purpose of that report is to describe the scope of our testing of internal control over financial reporting and compliance and the results of that testing, and not to provide an opinion on internal control over financial reporting or on compliance. That report is an integral part of an audit performed in accordance with *Government Auditing Standards* in considering the Town's internal control over financial reporting and compliance.



Glastonbury, Connecticut
December 19, 2016

MANAGEMENT'S DISCUSSION AND ANALYSIS

TOWN OF PLAINFIELD, CONNECTICUT
MANAGEMENT'S DISCUSSION AND ANALYSIS (UNAUDITED)
JUNE 30, 2016

The management of the Town of Plainfield, Connecticut (the "Town") offers the readers of its financial statements this narrative overview and analysis of the financial activities of the Town for the fiscal year ended June 30, 2016.

FINANCIAL HIGHLIGHTS

- The assets and deferred outflows of resources of the Town exceeded its liabilities and deferred inflows of resources at the close of the most recent fiscal year by \$60,539,134 (net position).
- The Town's total net position decreased by \$1,209,473 during the current fiscal year.
- As of the close of the current fiscal year, the Town's governmental funds reported combined ending fund balances of \$8,876,710, a decrease of \$573,331 in comparison with the prior year. The primary cause of this fund balance decrease is due to capital outlays expended for planned building improvements to the Town's school buildings.
- At the close of the current fiscal year, unassigned fund balance for the General Fund was \$6,355,407 or 12.6% of total General Fund expenditures. Expressed another way, unassigned fund balance for the General Fund was sufficient to cover 1.5 months of General Fund operating expenditures.
- The Town's total long-term bonded debt (governmental and business type activities combined) decreased by \$1,369,729 or 8.11% during the current fiscal year due to current year principal payments.

OVERVIEW OF THE FINANCIAL STATEMENTS

This discussion and analysis is intended to serve as an introduction to the Town's basic financial statements. The Town's basic financial statements comprise three components: 1) government-wide financial statements, 2) fund financial statements, and 3) notes to the financial statements. This report also contains other supplementary information in addition to the basic financial statements themselves.

Government-wide Financial Statements

The government-wide financial statements are designed to provide readers with a broad overview of the Town's finances, in a manner similar to a private-sector business.

The statement of net position presents information on all of the Town's assets, deferred outflows of resources, liabilities and deferred inflows of resources, with the difference reported as net position. Over time, increases or decreases in net position may serve as a useful indicator of whether the financial position of the Town is improving or deteriorating.

The statement of activities presents information showing how the Town's net position changed during the most recent fiscal year. All changes in net position are reported as soon as the underlying event giving rise to the change occurs, regardless of the timing of related cash flows. Thus, revenues and expenses are reported in this statement for some items that will result in cash flows in future fiscal periods (e.g., uncollected taxes and earned but unused vacation leave).

TOWN OF PLAINFIELD, CONNECTICUT
MANAGEMENT'S DISCUSSION AND ANALYSIS (UNAUDITED) *(Continued)*
JUNE 30, 2016

OVERVIEW OF THE FINANCIAL STATEMENTS *(Continued)*

Government-wide Financial Statements *(Continued)*

Both of the government-wide financial statements are intended to distinguish functions of the Town that are principally supported by taxes and intergovernmental revenues (governmental activities) from other functions that are intended to recover all or a significant portion of their costs through user fees and charges (business-type activities). The governmental activities of the Town include activities such as: general government, public works, public safety, social services, administration and education. The business-type activities of the Town include the sewer operating facility.

The government-wide financial statements can be found on pages 15 and 16 of this report.

Fund Financial Statements

A fund is a grouping of related accounts that is used to maintain control over resources that have been segregated for specific activities or objectives. The Town uses fund accounting to ensure and demonstrate compliance with finance-related legal requirements. All of the funds of the Town can be divided into three categories: governmental funds, proprietary funds, and fiduciary funds.

Governmental Funds

Governmental funds are used to account for essentially the same functions reported as governmental activities in the government-wide financial statements. However, unlike the government-wide financial statements, governmental fund financial statements focus on near-term inflows and outflows of spendable resources, as well as on balances of spendable resources available at the end of the fiscal year. Such information may be useful in evaluating the Town's near-term financing requirements.

Because the focus of governmental funds is narrower than that of the government-wide financial statements, it is useful to compare the information presented for governmental funds with similar information presented for governmental activities in the government-wide financial statements. By doing so, readers may better understand the long-term impact of the Town's near-term financing decisions. Both the governmental funds balance sheet and the governmental funds statement of revenues, expenditures, and changes in fund balances provide a reconciliation to facilitate this comparison between governmental funds and governmental activities.

The Town maintains a number of individual governmental funds. Information is presented separately in the governmental funds balance sheet and in the governmental fund statement of revenues, expenditures, and changes in fund balances for the General Fund and School Project Fund, which are considered to be major funds. Data from the other governmental funds are combined into a single, aggregated presentation. Individual fund data for each of these nonmajor governmental funds is provided in the form of combining statements elsewhere in this report.

The basic governmental fund financial statements can be found on pages 17 - 21 of this report.

Proprietary Funds

The Town maintains one type of proprietary fund. The Town maintains an enterprise fund to account for its Water Pollution Control Authority which is the Town's sewer operating facility.

Proprietary funds provide the same type of information as the government-wide financial statements, only in more detail.

The basic proprietary fund financial statements can be found on pages 22 - 24 of this report.

TOWN OF PLAINFIELD, CONNECTICUT
MANAGEMENT'S DISCUSSION AND ANALYSIS (UNAUDITED) (Continued)
JUNE 30, 2016

OVERVIEW OF THE FINANCIAL STATEMENTS (Continued)

Fund Financial Statements (Continued)

Fiduciary Funds

Fiduciary funds are used to account for resources held for the benefit of parties outside the Town government. Fiduciary funds are not reflected in the government-wide financial statements because the resources of those funds are not available to the Town's own programs. The accounting used for fiduciary funds is much like that used for proprietary funds.

The basic fiduciary fund financial statements can be found on pages 25 and 26 of this report.

Notes to the Financial Statements

The notes to the financial statements provide additional information that is essential to a full understanding of the data provided in the government-wide and fund financial statements. The notes to the financial statements can be found on pages 27 - 58 of this report.

Other Information

In addition to the basic financial statements and accompanying notes, this report also contains required supplementary information and combining and individual fund statements and schedules that can be found on pages 59 - 76 of this report.

GOVERNMENT-WIDE FINANCIAL ANALYSIS

Net Position

Over time, net position may serve as one measure of a government's financial position. Net position of the Town totaled \$69,598,485 and \$70,807,958 as of June 30, 2016 and 2015, respectively, and are summarized as follows:

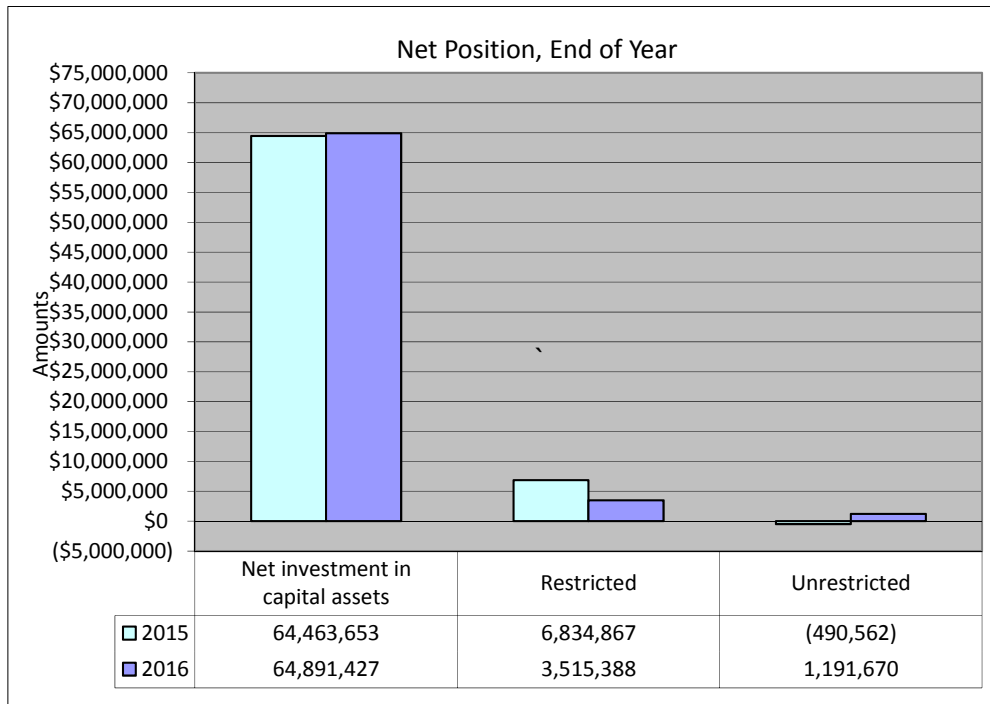
	2016		
	Governmental Activities	Business-type Activities	Total
Current and other assets	\$ 15,365,082	\$ 3,995,222	\$ 19,360,304
Capital assets	71,684,316	11,434,232	83,118,548
Total assets	87,049,398	15,429,454	102,478,852
Deferred outflows of resources	2,935,695	-	2,935,695
Long-term liabilities	23,523,904	6,299,506	29,823,410
Other liabilities	5,235,801	70,597	5,306,398
Total liabilities	28,759,705	6,370,103	35,129,808
Deferred inflows of resources	686,254	-	686,254
Net Position:			
Net investment in capital assets	59,686,523	5,204,904	64,891,427
Restricted	1,426,871	2,088,517	3,515,388
Unrestricted	(574,260)	1,765,930	1,191,670
Total net position	\$ 60,539,134	\$ 9,059,351	\$ 69,598,485

TOWN OF PLAINFIELD, CONNECTICUT
MANAGEMENT'S DISCUSSION AND ANALYSIS (UNAUDITED) (Continued)
JUNE 30, 2016

GOVERNMENT-WIDE FINANCIAL ANALYSIS (Continued)

Net Position (Continued)

	2015		
	Governmental Activities	Business-type Activities	Total
Current and other assets	\$ 17,046,499	\$ 6,403,075	\$ 23,449,574
Capital assets	72,161,149	9,814,336	81,975,485
Total assets	<u>89,207,648</u>	<u>16,217,411</u>	<u>105,425,059</u>
Deferred outflows of resources	1,533,710	-	1,533,710
Long-term liabilities	22,805,673	6,643,935	29,449,608
Other liabilities	6,513,575	187,628	6,701,203
Total liabilities	<u>29,319,248</u>	<u>6,831,563</u>	<u>36,150,811</u>
Net Position:			
Net investment in capital assets	61,293,252	3,170,401	64,463,653
Restricted	2,617,348	4,217,519	6,834,867
Unrestricted	<u>(2,488,490)</u>	<u>1,997,928</u>	<u>(490,562)</u>
Total net position	<u>\$ 61,422,110</u>	<u>\$ 9,385,848</u>	<u>\$ 70,807,958</u>



As of June 30, 93.5% of the Town's net position reflect its investment in capital assets, less any related debt used to acquire those assets that is still outstanding. The Town uses these capital assets to provide services to citizens; consequently, these assets are not available for future spending. Although the Town's investment in its capital assets is reported net of related debt, it should be noted that the resources needed to repay this debt must be provided from other sources since the capital assets themselves cannot be used to liquidate these liabilities.

TOWN OF PLAINFIELD, CONNECTICUT
MANAGEMENT'S DISCUSSION AND ANALYSIS (UNAUDITED) (Continued)
JUNE 30, 2016

GOVERNMENT-WIDE FINANCIAL ANALYSIS (Continued)

Net Position (Continued)

Restricted net position represents amounts restricted for social services and for capital purposes which is equal to 5.1% of the Town's net position. Amounts restricted for social services are to be used for the Town's rehabilitation loan programs. Restrictions for capital purposes are to be used for the capital improvements of the Town's School buildings and Sewer facilities.

The remainder of the Town's net position is considered unrestricted and may be used to meet the Town's ongoing obligations to citizens and creditors.

Overall, net position decreased by \$1,209,473 in comparison to the prior year.

Changes in Net Position

Changes in net position for the years ended June 30, 2016 and 2015 are as follows:

	2016		
	Governmental Activities	Business-type Activities	Total
Revenues			
Program revenues:			
Charges for services	\$ 4,055,456	\$ 1,889,654	\$ 5,945,110
Operating grants and contributions	22,377,317	-	22,377,317
Capital grants and contributions	1,375,429	-	1,375,429
General revenues:			
Property taxes	26,147,218	-	26,147,218
Grants and contributions not restricted to specific programs	493,938	-	493,938
Unrestricted investment earnings (loss)	31,815	26,076	57,891
Total revenues	<u>54,481,173</u>	<u>1,915,730</u>	<u>56,396,903</u>
Program expenses:			
Education	45,041,436	-	45,041,436
General government	3,842,918	-	3,842,918
Public safety	2,307,851	-	2,307,851
Public works	2,419,269	-	2,419,269
Social Services	477,122	-	477,122
Administration	852,209	-	852,209
Interest	423,344	-	423,344
Sewer	-	2,242,227	2,242,227
Total expenses	<u>55,364,149</u>	<u>2,242,227</u>	<u>57,606,376</u>
Change in net position	<u>\$ (882,976)</u>	<u>\$ (326,497)</u>	<u>\$ (1,209,473)</u>

TOWN OF PLAINFIELD, CONNECTICUT
MANAGEMENT'S DISCUSSION AND ANALYSIS (UNAUDITED) *(Continued)*
JUNE 30, 2016

GOVERNMENT-WIDE FINANCIAL ANALYSIS *(Continued)*

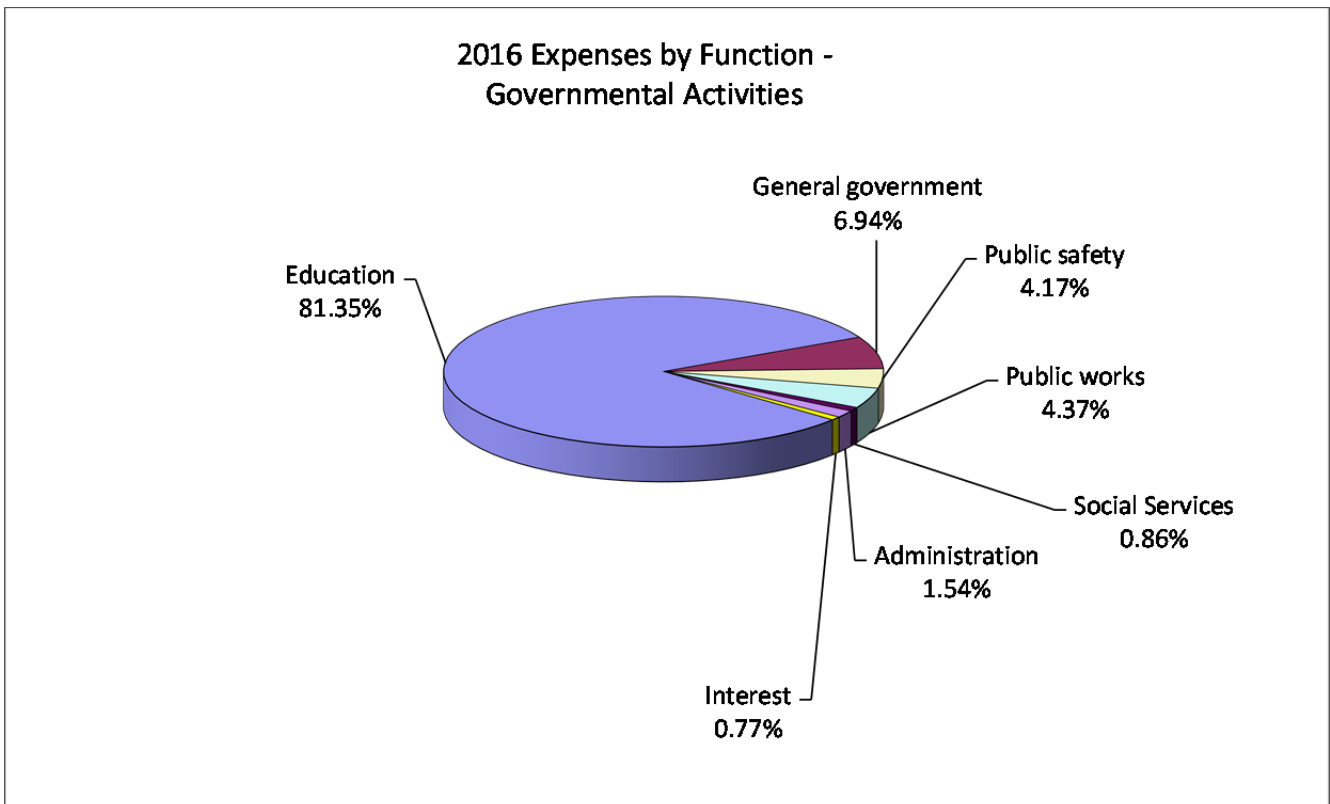
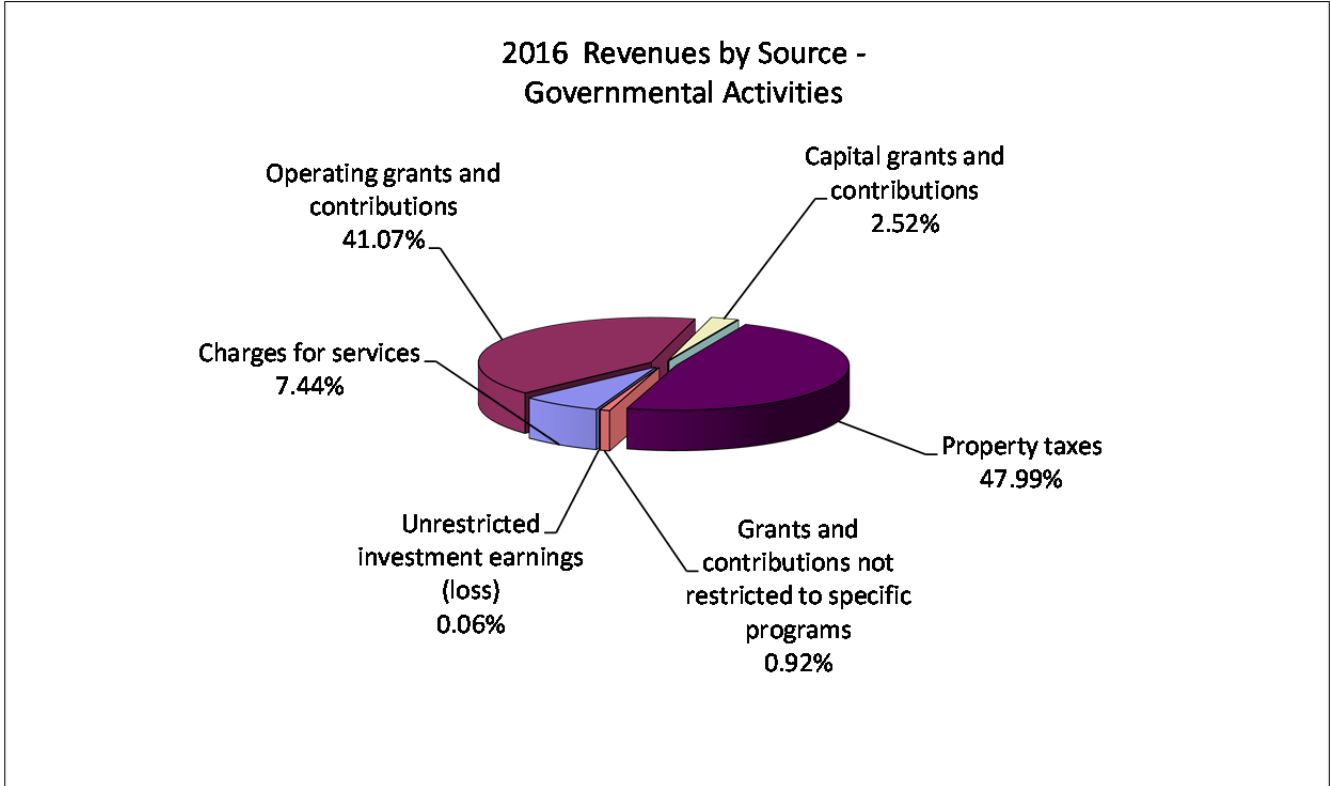
Changes in Net Position *(Continued)*

	2015		
	Governmental Activities	Business-type Activities	Total
Revenues			
Program revenues:			
Charges for services	\$ 4,523,675	\$ 1,721,158	\$ 6,244,833
Operating grants and contributions	22,996,996	-	22,996,996
Capital grants and contributions	797,110	-	797,110
General revenues:			
Property taxes	26,173,239	-	26,173,239
Grants and contributions not restricted to specific programs	610,144	-	610,144
Unrestricted investment earnings	32,305	26,625	58,930
Total revenues	<u>55,133,469</u>	<u>1,747,783</u>	<u>56,881,252</u>
Program expenses:			
Education	45,280,438	-	45,280,438
General government	3,891,886	-	3,891,886
Public safety	2,562,176	-	2,562,176
Public works	2,177,574	-	2,177,574
Social Services	584,220	-	584,220
Administration	797,765	-	797,765
Interest	523,099	-	523,099
Sewer	-	2,174,597	2,174,597
Total expenses	<u>55,817,158</u>	<u>2,174,597</u>	<u>57,991,755</u>
Change in net position before transfers	(683,689)	(426,814)	(1,110,503)
Transfers	<u>(138,722)</u>	<u>138,722</u>	<u>-</u>
Change in net position	<u>\$ (822,411)</u>	<u>\$ (288,092)</u>	<u>\$ (1,110,503)</u>

TOWN OF PLAINFIELD, CONNECTICUT
MANAGEMENT'S DISCUSSION AND ANALYSIS (UNAUDITED) (Continued)
 JUNE 30, 2016

GOVERNMENT-WIDE FINANCIAL ANALYSIS (Continued)

Change in Net Position (Continued)



TOWN OF PLAINFIELD, CONNECTICUT
MANAGEMENT'S DISCUSSION AND ANALYSIS (UNAUDITED) *(Continued)*
JUNE 30, 2016

GOVERNMENT-WIDE FINANCIAL ANALYSIS *(Continued)*

Change in Net Position *(Continued)*

Governmental Activities

Governmental activities decreased the Town's net position by \$882,976. The current year deficit was driven by increases in the Town's net pension and other-post employment obligations.

Business-type Activities

Business-type activities decreased the Town's net position by \$326,497. The decrease is related to current year depreciation expense on the capital assets currently in use by the WPCA's operations.

FINANCIAL ANALYSIS OF THE TOWN'S FUNDS

As noted earlier, the Town uses fund accounting to ensure and demonstrate compliance with finance-related legal requirements.

Governmental Funds

The focus of the Town's governmental funds is to provide information on near-term inflows, outflows, and balances of spendable resources. Such information is useful in assessing the Town's financing requirements. In particular, unassigned fund balance may serve as a useful measure of the Town's net resources available for spending at the end of the fiscal year.

As of the close of the current fiscal year, the Town's governmental funds reported combined ending fund balances of \$8,876,710, a decrease of \$573,331 in comparison with the prior year. The primary cause of this fund balance decrease is in the School Project Fund related to capital outlays expended for planned building improvements to the Town's school buildings.

General Fund

The General Fund is the chief operating fund of the Town. At the end of the current fiscal year, unassigned fund balance of the General Fund was \$6,355,407. As a measure of the General Fund's liquidity, it may be useful to compare unassigned fund balance to total fund expenditures. Unassigned fund balance represents 12.6% of total General Fund expenditures. Expressed another way, unassigned fund balance for the General Fund was sufficient to cover 1.5 months of General Fund operating expenditures.

The fund balance of the Town's General Fund increased by \$638,360 during the current fiscal year.

School Project Fund

The School Project Fund is a capital project fund established to account for capital projects related to the Town's School Buildings. Current year activity included the issuance of a bond anticipation note payable in the amount of \$2,000,000. The fund had an ending fund deficit of \$942,867. The fund's deficit will be funded in subsequent years by grants and permanent financing.

The fund balance of the School Project Fund decreased by \$825,226 during the current fiscal year.

TOWN OF PLAINFIELD, CONNECTICUT
MANAGEMENT'S DISCUSSION AND ANALYSIS (UNAUDITED) *(Continued)*
JUNE 30, 2016

GENERAL FUND BUDGETARY HIGHLIGHTS

During the year ended June 30, 2016, additional appropriations of \$10,000 were made to the budget in anticipation of increases in costs for Education. An appropriation in the amount of \$200,000 assigned to Other Post Employment Benefits (OPEB) in previous fiscal years, in accordance with the Town's approved fund balance policy, was released from restriction and transferred to the Town's OPEB fund in July 2015 when the Town established a Trust for OPEB benefits.

The final budget anticipated a use of fund balance in the amount of \$227,670. The actual net change in fund balance of the General Fund on a budgetary basis was an increase of \$639,534. Expenditures were \$498,908 less than budgeted and total budgetary revenues were \$370,255 more than budgeted.

WATER POLLUTION CONTROL AUTHORITY BUDGETARY HIGHLIGHTS

The Town adopts an annual budget for its Water Pollution Control Authority (WPCA). During the year ended June 30, 2016 there were no additional appropriations made to the budget. The budget for 2016 planned for no change to net position. However, the actual net change in net position of the WPCA on a budgetary basis was an increase of \$344,024. Expenditures were \$157,537 less than budgeted and total budgetary revenues were \$169,917 higher than expected due primarily to increased collections of miscellaneous unbudgeted revenues.

CAPITAL ASSET AND DEBT ADMINISTRATION

Capital Assets

The Town's investment in capital assets as of June 30, 2016 and 2015 totaled \$83,118,548 and \$81,975,485, respectively (net of accumulated depreciation and amortization). This investment in capital assets includes land and land improvements, buildings and improvements, machinery and equipment, infrastructure and construction in progress. The total increase in the Town's investment in capital assets for the current fiscal year was \$1,143,063 or 1.39%. This increase consisted of capital asset additions of \$4,034,998 offset by current year depreciation expense of \$2,761,780. Major capital asset events during the current fiscal year consisted of buildings and improvements to the Town's school buildings of approximately \$1.3 million, machinery and equipment of \$282,511 for educational equipment and equipment for use by the Town's public works and public safety departments, and infrastructure of \$203,340 for the installation of new water mains. The Town's sewer improvement project was still ongoing resulting in additional increases to construction in progress in the amount of \$2,102,813.

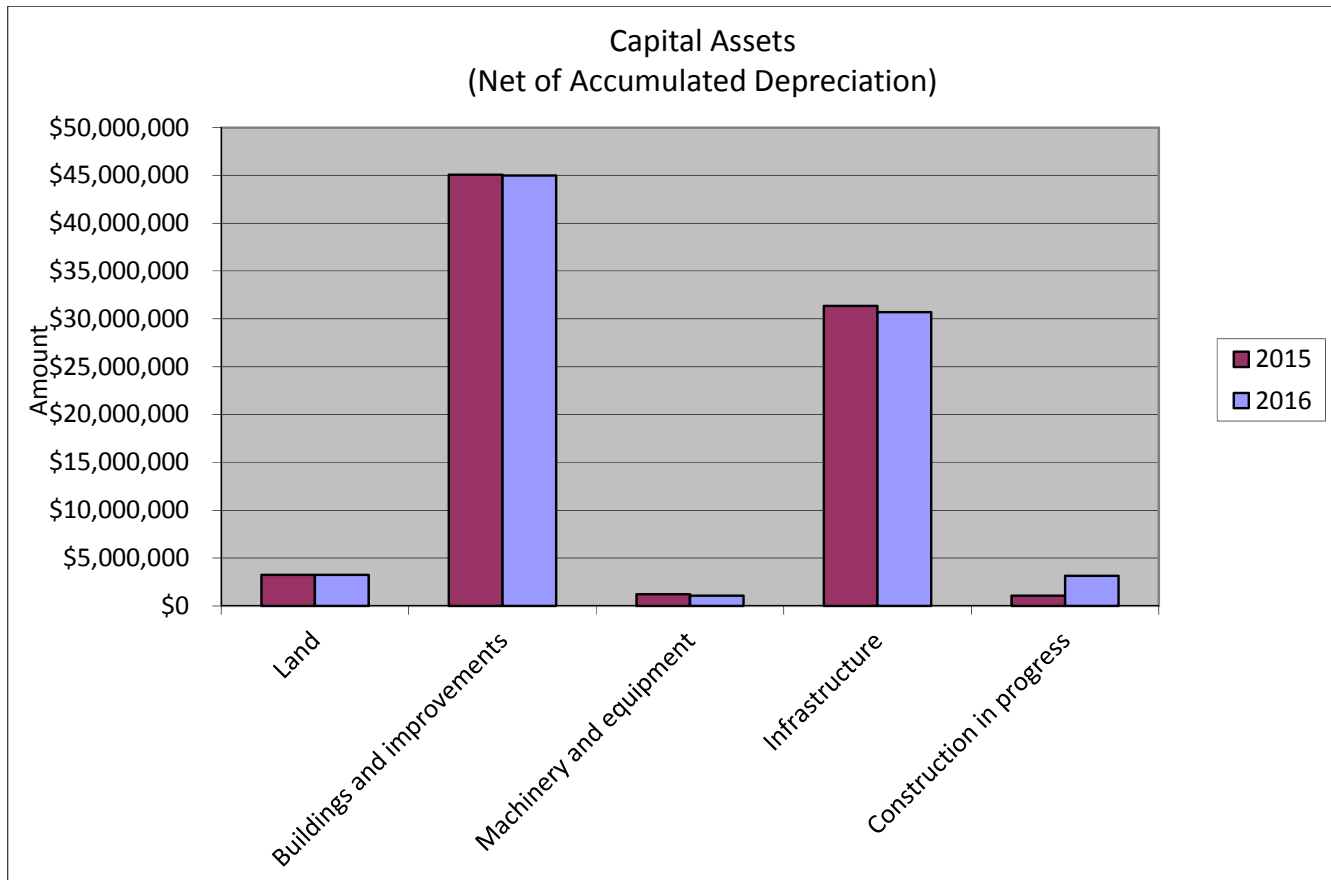
TOWN OF PLAINFIELD, CONNECTICUT
MANAGEMENT'S DISCUSSION AND ANALYSIS (UNAUDITED) (Continued)
JUNE 30, 2016

CAPITAL ASSET AND DEBT ADMINISTRATION (Continued)

Capital Assets (Continued)

The following table is a two year comparison of the investment in capital assets:

	Governmental Activities		Business-type Activities		Total	
	2016	2015	2016	2015	2016	2015
Land	\$ 3,201,836	\$ 3,201,836	\$ 31,740	\$ 31,740	\$ 3,233,576	\$ 3,233,576
Buildings and improvements	44,004,572	44,048,873	964,913	1,025,220	44,969,485	45,074,093
Machinery and equipment	968,048	1,142,167	91,241	100,050	1,059,289	1,242,217
Infrastructure	23,509,860	23,768,273	7,186,044	7,599,845	30,695,904	31,368,118
Construction in progress	-	-	3,160,294	1,057,481	3,160,294	1,057,481
Total	\$ 71,684,316	\$ 72,161,149	\$ 11,434,232	\$ 9,814,336	\$ 83,118,548	\$ 81,975,485



Additional information on the Town's capital assets can be found in Note F of this report.

TOWN OF PLAINFIELD, CONNECTICUT
MANAGEMENT'S DISCUSSION AND ANALYSIS (UNAUDITED) (Continued)
JUNE 30, 2016

CAPITAL ASSET AND DEBT ADMINISTRATION (Continued)

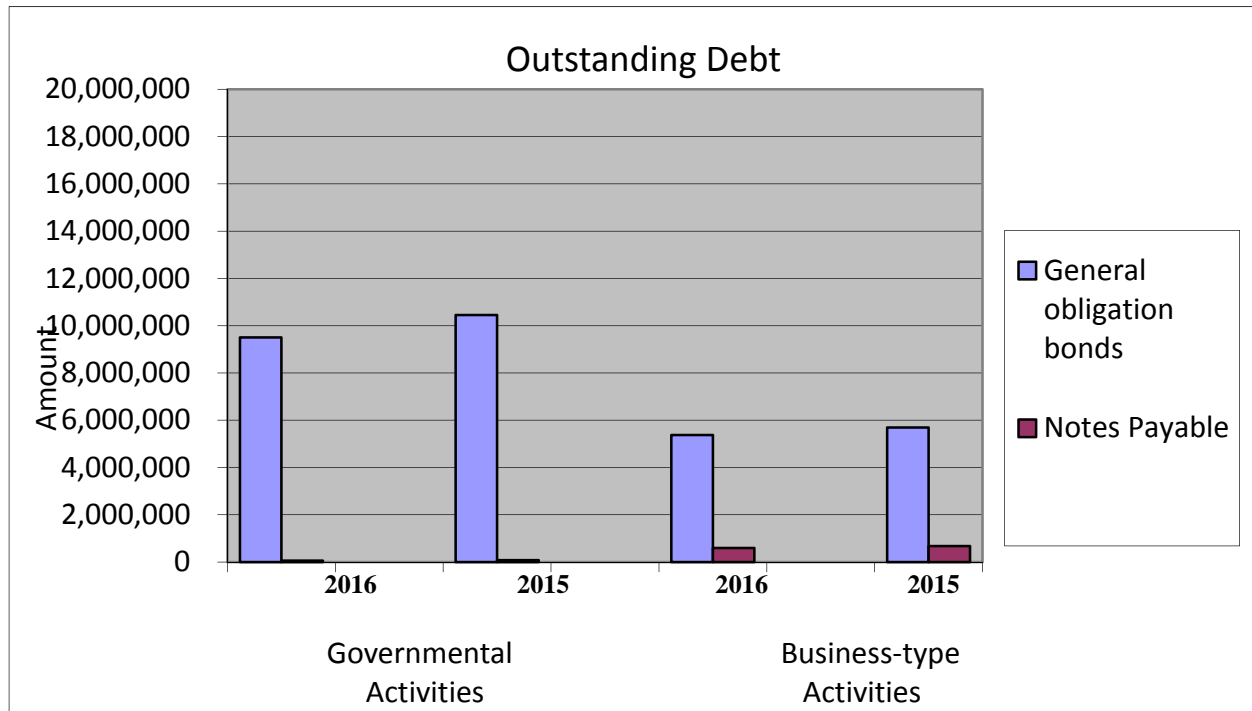
Long-term Debt

At the end of the current fiscal year, the Town had total bonded debt and notes payable outstanding of \$15,523,909. This entire amount is comprised of debt backed by the full faith and credit of the Town. The Town's total bonded debt decreased by \$1,369,729 or 8.11% during the current fiscal year due to current year principal payments. The Town maintains an A3 rating from Moody's Investor Service for general obligation debt.

State statutes limit the amount of general obligation debt the Town may issue to seven times its annual receipts from taxation, as defined by the statutes. The current debt limitation for the Town is \$183,735,111, which is significantly in excess of the Town's outstanding general obligation debt.

The following table is a two year comparison of long-term bonded debt:

	Governmental Activities		Business-type Activities		Total	
	2016	2015	2016	2015	2016	2015
General obligation bonds	\$ 9,500,000	\$ 10,450,000	\$ 5,371,414	\$ 5,690,308	\$ 14,871,414	\$ 16,140,308
Notes Payable	60,525	80,699	591,970	672,631	652,495	753,330
Total	\$ 9,560,525	\$ 10,530,699	\$ 5,963,384	\$ 6,362,939	\$ 15,523,909	\$ 16,893,638



Additional information on the Town's long-term debt can be found in Note J of this report.

TOWN OF PLAINFIELD, CONNECTICUT
MANAGEMENT'S DISCUSSION AND ANALYSIS (UNAUDITED) *(Continued)*
JUNE 30, 2016

ECONOMIC FACTORS AND NEXT YEAR'S BUDGETS AND RATES

A summary of key economic factors affecting the Town are as follows:

- The unemployment rate for the Town is currently 6.4%, as compared to the state's average unemployment rate of 5.9% and the national unemployment rate of 5.1%.
- Inflationary trends in the region are comparable to national indices.
- During the current fiscal year, unassigned fund balance of the General Fund increased to \$6,755,407. The Town has not assigned funds for spending in the 2017 fiscal year budget.
- Significant estimates affecting next year's budget that are subject to change in the near term consist of the following:
 - For purposes of calculating property tax revenues for fiscal year 2017, the Assessor's grand list was used along with an estimated tax rate and an estimated rate of collection, with deductions for taxes to be paid by the State on behalf of certain taxpayers.
 - Intergovernmental grants were based on estimates from the State.
 - It is unknown how changes in market interest rates will impact real estate activity and related revenues collected by the Land Use Department, the Town Clerk and the amount of conveyance taxes and interest income.

All of these factors were considered in preparing the Town's budget for fiscal year 2017.

REQUESTS FOR INFORMATION

This financial report is designed to provide a general overview of the Town's finances for all those with an interest in the Town's finances. Questions concerning any of the information provided in this report or requests for additional information should be addressed to the Director of Finance, Town of Plainfield, 8 Community Avenue, Plainfield, Connecticut 06374.

BASIC FINANCIAL STATEMENTS

TOWN OF PLAINFIELD, CONNECTICUT
STATEMENT OF NET POSITION
JUNE 30, 2016

	<u>Governmental</u> <u>Activities</u>	<u>Business-type</u> <u>Activities</u>	<u>Total</u>
ASSETS			
Cash and cash equivalents	\$ 13,190,678	\$ 3,657,757	\$ 16,848,435
Receivables:			
Property taxes and interest, net of allowance of \$822,000	1,350,008	-	1,350,008
Intergovernmental	324,705	-	324,705
User charges, net allowance of \$10,000	-	80,849	80,849
Sewer assessments, net of allowance of \$2,000	-	90,641	90,641
Other	388,853	-	388,853
Loans, net of allowance of \$584,000	239,711	-	239,711
Inventories	37,102	-	37,102
Internal balances	(165,975)	165,975	-
Capital assets:			
Non-depreciable	3,201,836	3,192,034	6,393,870
Depreciable, net	68,482,480	8,242,198	76,724,678
Total assets	<u>87,049,398</u>	<u>15,429,454</u>	<u>102,478,852</u>
DEFERRED OUTFLOWS OF RESOURCES			
Deferred charge on refunding	540,361	-	540,361
Deferred pension expense	2,395,334	-	2,395,334
Total deferred outflows of resources	<u>2,935,695</u>	<u>-</u>	<u>2,935,695</u>
LIABILITIES			
Accounts payable	974,821	15,776	990,597
Accrued liabilities:			
Salaries and benefits payable	1,695,958	9,132	1,705,090
Accrued interest	195,846	45,689	241,535
Other	222,880	-	222,880
Unearned revenue	146,296	-	146,296
Note payable	2,000,000	-	2,000,000
Noncurrent liabilities:			
Due within one year	1,695,123	406,815	2,101,938
Due in more than one year	21,828,781	5,892,691	27,721,472
Total liabilities	<u>28,759,705</u>	<u>6,370,103</u>	<u>35,129,808</u>
DEFERRED INFLOWS OF RESOURCES			
Deferred pension benefits	686,254	-	686,254
Total deferred inflows of resources	<u>686,254</u>	<u>-</u>	<u>686,254</u>
NET POSITION			
Net investment in capital assets	59,882,369	5,204,904	65,087,273
Restricted for social services	349,941	-	349,941
Restricted for capital	1,076,930	2,088,517	3,165,447
Unrestricted	(770,106)	1,765,930	995,824
Total net position	<u>\$ 60,539,134</u>	<u>\$ 9,059,351</u>	<u>\$ 69,598,485</u>

The accompanying notes are an integral part of these financial statements.

TOWN OF PLAINFIELD, CONNECTICUT
STATEMENT OF ACTIVITIES
FOR THE YEAR ENDED JUNE 30, 2016

Functions/Programs	Expenses	Program Revenues			Net (Expense) Revenue and Changes in Net Position		
		Charges for Services	Operating Grants and Contributions	Capital Grants and Contributions	Governmental Activities	Business-type Activities	Total
Governmental activities:							
Education	\$ 45,041,436	\$ 3,338,194	\$ 22,078,269	\$ 623,434	\$ (19,001,539)	\$ -	\$ (19,001,539)
General government	3,842,918	477,478	84,541	-	(3,280,899)	-	(3,280,899)
Public safety	2,307,851	79,453	36,203	-	(2,192,195)	-	(2,192,195)
Public works	2,419,269	-	178,304	751,995	(1,488,970)	-	(1,488,970)
Social services	477,122	160,331	-	-	(316,791)	-	(316,791)
Administration	852,209	-	-	-	(852,209)	-	(852,209)
Interest expense	423,344	-	-	-	(423,344)	-	(423,344)
Total governmental activities	<u>55,364,149</u>	<u>4,055,456</u>	<u>22,377,317</u>	<u>1,375,429</u>	<u>(27,555,947)</u>	<u>-</u>	<u>(27,555,947)</u>
Business-type activities:							
Water Pollution Control Authority	<u>2,242,227</u>	<u>1,889,654</u>	<u>-</u>	<u>-</u>	<u>-</u>	<u>(352,573)</u>	<u>(352,573)</u>
Total business-type activities	<u>2,242,227</u>	<u>1,889,654</u>	<u>-</u>	<u>-</u>	<u>-</u>	<u>(352,573)</u>	<u>(352,573)</u>
	<u>\$ 57,606,376</u>	<u>\$ 5,945,110</u>	<u>\$ 22,377,317</u>	<u>\$ 1,375,429</u>	<u>(27,555,947)</u>	<u>(352,573)</u>	<u>(27,908,520)</u>
General revenues:							
Property taxes					26,147,218	-	26,147,218
Grants and contributions not restricted to specific programs					493,938	-	493,938
Unrestricted investment earnings					31,815	26,076	57,891
Total general revenues					<u>26,672,971</u>	<u>26,076</u>	<u>26,699,047</u>
			Change in net position		(882,976)	(326,497)	(1,209,473)
			Net position - beginning		61,422,110	9,385,848	70,807,958
			Net position - ending		<u>\$ 60,539,134</u>	<u>\$ 9,059,351</u>	<u>\$ 69,598,485</u>

The accompanying notes are an integral part of these financial statements.

TOWN OF PLAINFIELD, CONNECTICUT
BALANCE SHEET
GOVERNMENTAL FUNDS
JUNE 30, 2016

	<u>General Fund</u>	<u>School Project Fund</u>	<u>Nonmajor Governmental Funds</u>	<u>Total Governmental Funds</u>
ASSETS				
Cash and cash equivalents	\$ 11,017,020	\$ 1,076,930	\$ 1,096,728	\$ 13,190,678
Receivables:				
Property taxes, net of allowance of \$342,000	1,050,961	-	-	1,050,961
Property tax interest, net of allowance of \$480,000	299,047	-	-	299,047
Intergovernmental	131,496	-	193,209	324,705
Loans, net of allowance of \$584,000	-	-	239,711	239,711
Other	237,190	-	1,663	238,853
Due from other funds	29,426	-	218,295	247,721
Inventories	4,666	-	32,436	37,102
Total assets	<u>\$ 12,769,806</u>	<u>\$ 1,076,930</u>	<u>\$ 1,782,042</u>	<u>\$ 15,628,778</u>
LIABILITIES				
Accounts payable	\$ 783,300	\$ 19,797	\$ 171,724	\$ 974,821
Accrued liabilities:				
Salaries and benefits payable	1,613,119	-	82,839	1,695,958
Other accrued liabilities	222,880	-	-	222,880
Unearned revenue	-	-	146,296	146,296
Note payable	-	2,000,000	-	2,000,000
Due to other funds	384,270	-	29,426	413,696
Total liabilities	<u>3,003,569</u>	<u>2,019,797</u>	<u>430,285</u>	<u>5,453,651</u>
DEFERRED INFLOWS OF RESOURCES				
Unavailable revenue - property taxes and interest	1,298,417	-	-	1,298,417
FUND BALANCES				
Nonspendable:				
Inventories	4,666	-	32,436	37,102
Restricted for:				
Toys for tots	4,447	-	-	4,447
Andstrom fund	3,300	-	-	3,300
Social services	-	-	349,941	349,941
Committed to:				
Capital improvements	-	-	871,485	871,485
Public safety	-	-	10,638	10,638
Education	-	-	92,975	92,975
Other governmental purposes	-	-	18,412	18,412
Assigned to:				
Road construction and equipment	700,000	-	-	700,000
Conservation	300,000	-	-	300,000
Revaluation	100,000	-	-	100,000
Capital improvements	800,000	-	-	800,000
Debt service	200,000	-	-	200,000
Unassigned	6,355,407	(942,867)	(24,130)	5,388,410
Total fund balances	<u>8,467,820</u>	<u>(942,867)</u>	<u>1,351,757</u>	<u>8,876,710</u>
Total liabilities, deferred inflows of resources, and fund balances	<u>\$ 12,769,806</u>	<u>\$ 1,076,930</u>	<u>\$ 1,782,042</u>	<u>\$ 15,628,778</u>

The accompanying notes are an integral part of these financial statements.

TOWN OF PLAINFIELD, CONNECTICUT
RECONCILIATION OF THE BALANCE SHEET OF GOVERNMENTAL FUNDS
TO THE STATEMENT OF NET POSITION
JUNE 30, 2016

Total fund balances for governmental funds	\$ 8,876,710
--	--------------

Total net position reported for governmental activities in the statement of net position is different because:

Capital assets used in governmental activities are not financial resources and therefore are not reported in the governmental funds. Those assets consist of:

Land	\$ 3,201,836	
Land improvements	1,021,529	
Buildings and improvements	69,249,539	
Machinery and equipment	8,602,211	
Infrastructure	34,834,823	
Less: accumulated depreciation and amortization	<u>(45,225,622)</u>	
Total capital assets, net		71,684,316

Property tax revenues will be collected after year end, but are not available soon enough to pay for the current period's expenditures, and therefore, are reported as deferred inflows of resources in the governmental funds.	1,298,417
---	-----------

Lease receivable resulting from the transfer of certain machinery and equipment is not susceptible to accrual and is therefore not reported in the governmental funds.	150,000
--	---------

Long-term liabilities applicable to the Town's governmental activities are not due and payable in the current period and accordingly are not reported as governmental fund liabilities. All liabilities - both current and long-term - are reported in the statement of net position. Those liabilities consist of:

Long-term debt:		
Bonds and notes payable	(9,560,525)	
Unamortized bond premium	(689,680)	
Deferred amount on refundings	540,361	
Obligations under capital lease	(92,103)	
Accrued interest payable	(195,846)	
Other long-term liabilities:		
Compensated absences	(1,327,386)	
Claims and judgments	(992,565)	
Contract payable	(130,166)	
Net pension liability	(5,471,858)	
Net OPEB obligation	<u>(5,259,621)</u>	
Total long-term liabilities		(23,179,389)

Deferred outflows and inflows of resources resulting from changes in the components of the net pension liability are reported in the statement of net position.	<u>1,709,080</u>
---	------------------

Net position of governmental activities	<u><u>\$ 60,539,134</u></u>
---	-----------------------------

The accompanying notes are an integral part of these financial statements.

TOWN OF PLAINFIELD, CONNECTICUT
STATEMENT OF REVENUES, EXPENDITURES AND
CHANGES IN FUND BALANCES
GOVERNMENTAL FUNDS
FOR THE YEAR ENDED JUNE 30, 2016

	General Fund	School Project Fund	Nonmajor Governmental Funds	Total Governmental Funds
REVENUES				
Property taxes	\$ 26,039,694	\$ -	\$ -	\$ 26,039,694
Intergovernmental	19,064,764	623,434	2,618,912	22,307,110
State on-behalf payments	3,155,760	-	-	3,155,760
Licenses, permits and fees	1,872,788	-	493,243	2,366,031
Interest	29,161	1,893	2,654	33,708
Other	528,397	-	17,949	546,346
Total revenues	<u>50,690,564</u>	<u>625,327</u>	<u>3,132,758</u>	<u>54,448,649</u>
EXPENDITURES				
Current:				
General government	3,727,219	-	259,493	3,986,712
Public safety	2,294,259	-	53,247	2,347,506
Public works	1,662,540	-	-	1,662,540
Social services	538,297	-	5,775	544,072
Administration	846,675	-	-	846,675
Education	35,953,852	76,233	2,857,291	38,887,376
State on-behalf payments	3,155,760	-	-	3,155,760
Debt service:				
Principal payments	1,060,462	-	-	1,060,462
Interest and other charges	432,530	14,808	-	447,338
Capital outlays	724,027	1,359,512	-	2,083,539
Total expenditures	<u>50,395,621</u>	<u>1,450,553</u>	<u>3,175,806</u>	<u>55,021,980</u>
Excess (deficiency) of revenues over expenditures	294,943	(825,226)	(43,048)	(573,331)
OTHER FINANCING SOURCES (USES)				
Transfers in	359,000	-	15,583	374,583
Transfers out	(15,583)	-	(359,000)	(374,583)
Total other financing sources (uses)	<u>343,417</u>	<u>-</u>	<u>(343,417)</u>	<u>-</u>
Net change in fund balances	638,360	(825,226)	(386,465)	(573,331)
Fund balances - beginning	<u>7,829,460</u>	<u>(117,641)</u>	<u>1,738,222</u>	<u>9,450,041</u>
Fund balances - ending	<u>\$ 8,467,820</u>	<u>\$ (942,867)</u>	<u>\$ 1,351,757</u>	<u>\$ 8,876,710</u>

The accompanying notes are an integral part of these financial statements .

TOWN OF PLAINFIELD, CONNECTICUT
RECONCILIATION OF THE STATEMENT OF REVENUES, EXPENDITURES
AND CHANGES IN FUND BALANCES OF GOVERNMENTAL FUNDS TO THE
STATEMENT OF ACTIVITIES
FOR THE YEAR ENDED JUNE 30, 2016

Net change in fund balances - for governmental funds	\$	(573,331)
<p>The net position reported for governmental activities in the statement of net position is different because:</p> <p>Governmental funds report capital outlays as expenditures. However, in the statement of activities the cost of those assets is allocated over their estimated useful lives and reported as depreciation expense. The amount by which depreciation and amortization exceeded capital outlays in the current period is as follows:</p>		
Expenditures for capital assets	\$ 1,905,998	
Depreciation and amortization expense	<u>(2,252,676)</u>	
Net adjustment		(346,678)
<p>The statement of activities reports losses arising from the disposal of existing capital assets. Conversely, governmental funds do not report any gain or loss on a disposal of capital assets.</p>		
		(130,155)
<p>Certain revenues reported in the statement of activities do not provide current financial resources and, therefore, are reported as deferred inflows in the governmental funds. This amount represents the change in deferred inflows of resources.</p>		
		226,182
<p>Revenues related to a lease receivable resulting from the transfer of certain machinery and equipment is not susceptible to accrual and, therefore, is only reported as revenue in the governmental funds when the cash is received by the Town. In the government-wide financial statements, the revenues are recorded when earned.</p>		
		(75,000)
<p>The issuance of long-term debt provides current financial resources to governmental funds, while the repayment of principal on long-term debt consumes the current financial resources of governmental funds. Neither transaction, however, has any effect on net position. The net effect of these differences in the treatment of long-term obligations is as follows:</p>		
Principal repayments:		
Bonds and notes payable	970,174	
Capital leases	<u>90,288</u>	
		1,060,462
<p>Under the modified accrual basis of accounting used in the governmental funds, expenditures are not recognized for transactions that are not normally paid with expendable available financial resources. However, in the statement of activities, which is presented on the accrual basis, expenses and liabilities are reported regardless of when financial resources are available. In addition, interest on long-term debt is not recognized under the modified accrual basis of accounting until due, rather than as it accrues. Also, governmental funds recognize the effect of issuance costs, premiums, discounts, and similar items when debt is first issued, whereas these amounts are deferred and amortized in the statement of activities. The net effect of such items is as follows:</p>		
Compensated absences	\$ (31,157)	
Claims and judgments	16,576	
Contract payable	(130,166)	
Net pension obligation	(1,030,832)	
Net OPEB obligation	(624,977)	
Amortization of deferred charge on refunding	(16,375)	
Amortization of bond premium	21,863	
Accrued interest	<u>18,506</u>	
		(1,776,562)
<p>Deferred outflows and inflows of resources resulting from changes in the components of the net pension liability are amortized as a component of pension expense in the statement of activities.</p>		
		<u>732,106</u>
Change in net position of governmental activities	\$	<u><u>(882,976)</u></u>

The accompanying notes are an integral part of these financial statements.

TOWN OF PLAINFIELD, CONNECTICUT
STATEMENT OF REVENUES, EXPENDITURES AND
CHANGES IN FUND BALANCE - BUDGET AND ACTUAL -
BUDGETARY BASIS - GENERAL FUND
FOR THE YEAR ENDED JUNE 30, 2016

	Budgeted Amounts		Actual	Variance With Final Budget Over (Under)
	Original	Final		
REVENUES				
Property taxes	\$ 25,210,601	\$ 25,210,601	\$ 26,039,694	\$ 829,093
Intergovernmental	17,547,458	17,547,458	17,328,748	(218,710)
Licenses, permits and fees	481,445	481,445	495,590	14,145
Interest	25,000	25,000	29,161	4,161
Out of town tuition	1,340,239	1,340,239	1,258,134	(82,105)
Other	681,898	681,898	505,569	(176,329)
Total revenues	<u>45,286,641</u>	<u>45,286,641</u>	<u>45,656,896</u>	<u>370,255</u>
EXPENDITURES				
General government	3,914,096	3,851,096	3,490,811	(360,285)
Public safety	2,202,863	2,257,863	2,247,305	(10,558)
Public works	1,517,649	1,517,649	1,456,365	(61,284)
Social services	449,912	457,912	447,390	(10,522)
Administration	897,067	897,067	845,800	(51,267)
Capital outlays	687,504	687,504	686,455	(1,049)
Education	34,597,111	34,607,111	34,603,168	(3,943)
Debt service	1,852,112	1,852,112	1,852,112	-
Total expenditures	<u>46,118,314</u>	<u>46,128,314</u>	<u>45,629,406</u>	<u>(498,908)</u>
(Deficiency) excess of revenues over expenditures	(831,673)	(841,673)	27,490	869,163
OTHER FINANCING SOURCES (USES)				
Town Revaluation - Fund Balance	35,959	35,959	35,000	(959)
Capital Fund - Road Construction	300,000	300,000	300,000	-
Moosup Library Ramp	25,000	25,000	24,000	(1,000)
WPCA Bond Payment	453,044	453,044	453,044	-
OPEB Trust	-	(200,000)	(200,000)	-
Appropriation of fund balance	17,670	227,670	-	(227,670)
Total other financing sources (uses)	<u>831,673</u>	<u>841,673</u>	<u>612,044</u>	<u>(229,629)</u>
Net change in fund balances	<u>\$ -</u>	<u>\$ -</u>	639,534	<u>\$ 639,534</u>
Fund balances - beginning			<u>7,201,213</u>	
Fund balances - ending			<u>\$ 7,840,747</u>	

The accompanying notes are an integral part of these financial statements .

TOWN OF PLAINFIELD, CONNECTICUT
STATEMENT OF NET POSITION
PROPRIETARY FUND
JUNE 30, 2016

	Business-type Activities - Enterprise Fund Water Pollution Control Authority
ASSETS	
Current assets:	
Cash and cash equivalents	\$ 3,657,757
Receivables:	
Sewer assessments	32,695
Usage receivable, net of allowance of \$5,000	62,489
Interest receivable, net of allowance of \$5,000	18,360
Due from other funds	165,975
Total current assets	3,937,276
Noncurrent assets:	
Sewer assessments, net of allowance of \$5,000	57,946
Capital assets:	
Non-depreciable	3,192,034
Depreciable, net	8,242,198
Total noncurrent assets	11,492,178
Total assets	15,429,454
LIABILITIES	
Current liabilities:	
Accounts payable	15,776
Accrued liabilities:	
Accrued salaries and benefits payable	9,132
Accrued interest	45,689
Compensated absences - current	5,607
Bonds and note payable - current	401,208
Total current liabilities	477,412
Noncurrent liabilities:	
Compensated absences	64,571
Bonds and note payable	5,828,120
Total liabilities	6,370,103
NET POSITION	
Net investment in capital assets	5,204,904
Restricted for capital	2,088,517
Unrestricted	1,765,930
Total net position	\$ 9,059,351

The accompanying notes are an integral part of these financial statements.

TOWN OF PLAINFIELD, CONNECTICUT
STATEMENT OF REVENUES, EXPENSES AND
CHANGES IN FUND NET POSITION
PROPRIETARY FUND
FOR THE YEAR ENDED JUNE 30, 2016

	Business-type Activities - Enterprise Fund
	Water Pollution Control Authority
OPERATING REVENUES	
Charges for services	\$ 1,889,654
Total operating revenues	1,889,654
OPERATING EXPENSES	
Personnel services	930,510
Operations and maintenance	616,218
Depreciation	509,104
Total operating expenses	2,055,832
Operating loss	(166,178)
NON-OPERATING REVENUES (EXPENSES)	
Interest income (expense), net	(160,319)
Total non-operating revenues (expenses)	(160,319)
Change in net position	(326,497)
Net position- beginning	9,385,848
Net position - ending	\$ 9,059,351

The accompanying notes are an integral part of these financial statements.

TOWN OF PLAINFIELD, CONNECTICUT
STATEMENT OF CASH FLOWS
PROPRIETARY FUND
FOR THE YEAR ENDED JUNE 30, 2016

	Business-type Activities - Enterprise Fund
	Water Pollution Control Authority
CASH FLOWS FROM OPERATING ACTIVITIES	
Cash received for the following:	
Charges for services	\$ 1,905,140
Cash paid for the following:	
Personnel services	(924,251)
Operations and maintenance	(667,357)
Net cash provided by operating activities	313,532
CASH FLOWS FROM CAPITAL AND RELATED FINANCING ACTIVITIES	
Purchases of capital assets	(2,129,000)
Principal paid on capital debt	(414,607)
Interest paid on capital debt	(188,368)
Interfund activity	12,226
Net cash used in capital and related financing activities	(2,719,749)
CASH FLOWS FROM INVESTING ACTIVITIES	
Interest and dividends	26,076
Net cash provided by investing activities	26,076
Net decrease in cash and cash equivalents	(2,380,141)
Cash and cash equivalents, beginning of year	6,037,898
Cash and cash equivalents, end of year	\$ 3,657,757
Reconciliation of operating loss to net cash provided by operating activities:	
Operating loss	\$ (166,178)
Adjustments to reconcile operating loss to net cash used in operating activities:	
Depreciation expense	509,104
Decrease in assets:	
Accounts receivable	15,486
(Decrease) increase in liabilities:	
Accounts payable	(51,139)
Accrued liabilities	6,259
Net cash provided by operating activities	\$ 313,532

The accompanying notes are an integral part of these financial statements.

TOWN OF PLAINFIELD, CONNECTICUT
STATEMENT OF FIDUCIARY NET POSITION
FIDUCIARY FUNDS
JUNE 30, 2016

	Pension and Other Post Employment Benefits Trust Fund	Private Purpose Trust Funds	Agency Funds
ASSETS			
Cash and cash equivalents	\$ 206,812	\$ 10,356	\$ 183,017
Investments:			
Mutual funds	5,476,481	-	-
Equity securities	12,575,406	-	-
Fixed annuity contract	-	104,033	-
Contribution receivable	119,909	-	-
Total assets	<u>18,378,608</u>	<u>114,389</u>	<u>\$ 183,017</u>
LIABILITIES			
Due to student groups	-	-	183,017
Total liabilities	<u>-</u>	<u>-</u>	<u>\$ 183,017</u>
NET POSITION			
Held in trust for pension benefits and other purposes	<u>\$ 18,378,608</u>	<u>\$ 114,389</u>	

The accompanying notes are an integral part of these financial statements.

TOWN OF PLAINFIELD, CONNECTICUT
STATEMENT OF CHANGES IN FIDUCIARY NET POSITION
FOR THE YEAR ENDED JUNE 30, 2016

	Pension and Other Post Employment Benefits Trust Fund	Private Purpose Trust Funds
ADDITIONS		
Contributions:		
Employer	\$ 1,408,672	\$ -
Plan members	94,174	-
Total contributions	<u>1,502,846</u>	<u>-</u>
Investment income:		
Interest and dividends	296,114	4,147
Change in the fair value of investments	<u>(139,078)</u>	<u>178</u>
Total investment income	157,036	4,325
Less: investment expense	<u>(72,571)</u>	<u>(407)</u>
Net investment income	<u>84,465</u>	<u>3,918</u>
Total additions	<u>1,587,311</u>	<u>3,918</u>
DEDUCTIONS		
Benefit payments	870,763	-
Awards	-	4,000
Administrative expenses	615	-
Total deductions	<u>871,378</u>	<u>4,000</u>
Change in net position	715,933	(82)
Net position - beginning	<u>17,662,675</u>	<u>114,471</u>
Net position - ending	<u>\$ 18,378,608</u>	<u>\$ 114,389</u>

The accompanying notes are an integral part of these financial statements.

TOWN OF PLAINFIELD, CONNECTICUT
NOTES TO THE FINANCIAL STATEMENTS
JUNE 30, 2016

NOTE A - SUMMARY OF SIGNIFICANT ACCOUNTING POLICIES

The accounting policies of the Town of Plainfield, Connecticut (the "Town") conform to accounting principles generally accepted in the United States of America, as applicable to *governmental* organizations. The following is a summary of significant accounting policies:

Financial Reporting Entity

The Town of Plainfield, Connecticut was incorporated as a town in 1699. The Town covers an area of 42.7 square miles, and is located 49 miles east of Hartford. The Town operates under a Board of Selectmen, Town Meeting, Board of Finance form of government and provides a full range of services including public safety, roads, sanitation, health, social services, culture and recreation, education, planning, zoning, and general administrative services to its residents.

The legislative power of the Town is vested with the Board of Selectmen and Town Meeting. The Board of Selectmen may enact, amend or repeal ordinances and resolutions. The Board of Finance is responsible for financial and taxation matters as prescribed by Connecticut General Statutes and is responsible for presenting fiscal operating budgets for Town Meeting approval.

The basic financial statements of the reporting entity include only the funds of the Town (the primary government) as no component units exist based on operational or financial relationships with the Town.

Government-wide and Fund Financial Statements

Government-wide Financial Statements

The statement of net position and the statement of activities display information about the Town and include the financial activities of the overall government, except for fiduciary activities. Eliminations have been made to minimize the double-counting of internal activities. The statements are intended to distinguish between governmental and business-type activities. Governmental activities generally are financed through taxes, intergovernmental revenues, and other nonexchange transactions. Business-type activities are financed in whole or in part by fees charged to external parties.

The statement of activities demonstrates the degree to which the direct expenses of a given function are offset by program revenues. Direct expenses are those that are clearly identifiable with a specific function. Program revenues include 1) charges to customers or applicants who purchase, use, or directly benefit from goods, services, or privileges provided by a given function and 2) grants and contributions that are restricted to meeting the operational or capital requirements of a particular function. Taxes and other items not properly included among program revenues are reported as general revenues.

Fund Financial Statements

The fund financial statements provide information about the Town's funds, including its fiduciary funds. Separate statements for each fund category - governmental, proprietary and fiduciary - are presented. The emphasis of fund financial statements is on major funds, each displayed in a separate column. All remaining funds are aggregated and reported as nonmajor funds.

The Town reports the following major governmental funds:

General Fund - This fund is the Town's primary operating fund. It accounts for all financial resources of the general government, except those not accounted for and reported in another fund.

TOWN OF PLAINFIELD, CONNECTICUT
NOTES TO THE FINANCIAL STATEMENTS (*Continued*)
JUNE 30, 2016

NOTE A - SUMMARY OF SIGNIFICANT ACCOUNTING POLICIES (*Continued*)

Government-wide and Fund Financial Statements (*Continued*)

Fund Financial Statements (*Continued*)

School Project Fund – This fund accounts for the construction projects occurring at all schools within the Town.

The Town reports the following major proprietary fund:

Water Pollution Control Authority Fund – This fund accounts for the activities of the sewer operations.

In addition, the Town reports the following fiduciary fund types:

Pension and Other Post-Employment Benefits Trust Fund - This fund type is used to account for resources held in trust for the members and beneficiaries of the Town's defined benefit pension plan and the Town's Other Post Employment Benefits (OPEB) Plan, which accumulates resources for benefit payments to qualified employees. These plans are discussed more fully in Notes K and L.

Private Purpose Trust Funds - This fund type is used to account for trust arrangements under which principal and income benefit individuals, private organizations, or other governments. There is no requirement that any portion of the resources be preserved as capital. The Town utilizes private purpose trust funds to account for activities of the Scholarships Private Purpose Trust Fund.

Agency Funds - These funds are used to account for resources held by the Town in a purely custodial capacity. The Town utilizes these funds to account for assets of the student activities funds. The student activities funds account for monies generated by student activities in the Town's school system.

Measurement Focus and Basis of Accounting

The accounting and financial reporting treatment is determined by the applicable measurement focus and basis of accounting. Measurement focus indicates the type of resources being measured such as current financial resources or economic resources. The basis of accounting indicates the timing of transactions or events for recognition in the financial statements.

The government-wide financial statements are reported using the economic resources measurement focus and the accrual basis of accounting. Revenues are recorded when earned and expenses are recorded when a liability is incurred, regardless of the timing of related cash flows. Property taxes are recognized as revenues in the year for which they are levied. Grants and similar items are recognized as revenue as soon as all eligibility requirements imposed by the provider have been met.

The governmental fund financial statements are reported using the current financial resources measurement focus and the modified accrual basis of accounting. Revenues are recognized as soon as they are both measurable and available. Revenues are considered to be available when they are collectible within the current period or soon enough thereafter to pay liabilities of the current period. For this purpose, the government considers revenues to be available if they are collected within 60 days of the end of the current fiscal period. Expenditures generally are recorded when a liability is incurred, as under accrual accounting. However, debt service expenditures, as well as expenditures related to compensated absences and claims and judgments are recorded only when payment is due. General capital asset acquisitions are reported as expenditures in governmental funds. Issuance of long-term debt and acquisitions under capital lease are reported as other financing sources.

TOWN OF PLAINFIELD, CONNECTICUT
NOTES TO THE FINANCIAL STATEMENTS (*Continued*)
JUNE 30, 2016

NOTE A - SUMMARY OF SIGNIFICANT ACCOUNTING POLICIES (*Continued*)

Measurement Focus and Basis of Accounting (*Continued*)

Property taxes and interest associated with the current fiscal period are all considered to be susceptible to accrual and so have been recognized as revenues in the current fiscal period. Entitlements are recorded as revenues when all eligibility requirements are met, including any time requirements, and the amount is received during the period or within the availability period for this revenue source (within 60 days of year end). Expenditure-driven grants are recognized as revenue when the qualifying expenditures have been incurred and all other eligibility requirements have been met, and the amount is received or available to be received during the period or within the availability period for this revenue source (within 60 days of year end). All other revenue items are considered to be measurable and available only when the cash is received.

The proprietary, pension, and private-purpose trust funds are reported using the economic resources measurement focus and the accrual basis of accounting. The agency fund has no measurement focus but utilizes the accrual basis of accounting for reporting its assets and liabilities.

Proprietary funds distinguish operating revenues and expenses from non-operating items. Operating revenues and expenses generally result from providing services in connection with a proprietary fund's principal ongoing operations. The principal operating revenues of the Town's proprietary fund consist of charges to customers for services. Operating expenses of the fund consist of costs of operations, maintenance, and depreciation on capital assets. Revenues and expenses not meeting this definition are reported as non-operating revenues and expenses.

Assets, Liabilities, Deferred Outflows/Inflows of Resources and Net Position/Fund Equity

Cash Equivalents

Cash and cash equivalents include short-term, highly liquid investments with original maturities of three months or less when purchased.

Investments

The Town presents all investments at fair value, (generally based on quoted market prices), except for certain investments as described below.

Investments in certain external investment pools consist of money market mutual funds and the Short-Term Investment Fund (STIF), which is managed by the State of Connecticut Treasurer's Office. Investments in these types of funds, which are permitted to measure their investment holdings at amortized costs, are measured by the Town at the net asset value per share as determined by the pool.

Investments in fixed annuity contracts consist of group annuity contracts. Investments in these types of contracts are measured by the Town at contract value.

TOWN OF PLAINFIELD, CONNECTICUT
NOTES TO THE FINANCIAL STATEMENTS (*Continued*)
JUNE 30, 2016

NOTE A - SUMMARY OF SIGNIFICANT ACCOUNTING POLICIES (*Continued*)

Assets, Liabilities, Deferred Outflows/Inflows of Resources and Net Position/Fund Equity (*Continued*)

Inventories

Inventories are reported at cost using the first-in first-out (FIFO) method, except for USDA donated commodities, which are recorded at market value. Inventories are recorded as expenditures when consumed rather than when purchased.

Loans Receivable

The Town records loans receivable at the time the loan proceeds are advanced. Such amounts are reported net of an allowance for uncollectible amounts.

Property Taxes, Sewer Assessment and Usage Charges

All trade, property tax, sewer use and sewer assessment receivables are shown net of an allowance for uncollectible accounts. The allowance is calculated based upon historical collections and analysis of creditor's ability to pay.

Property taxes are assessed as of October 1. Taxes for real estate and personal property taxes are due in two installments on July 1 and the following January 1. Motor vehicle taxes are payable on July 1 and supplemental motor vehicle taxes are payable on January 1. Liens are effective on the assessment date and are continued by filing before the end of the year following the due date. Assessments for real and personal property, excluding motor vehicles, are computed at 70% of the market value.

Upon completion of projects, sewer assessments are levied and assessed to the users each June. Usage charges are billed semi-annually in July and January for flat rate fees and metered fees. Assessments and user charges are due and payable within thirty days and delinquent amounts are subject to interest at prevailing rates. Liens are filed on all properties until the assessment is paid in full.

Capital Assets

Capital assets, which include construction in progress, land and land improvements, buildings and improvements, machinery and equipment, and infrastructure assets (e.g. roads, bridges, sidewalks, and similar items), are reported in the government-wide financial statements and proprietary fund financial statements. Capital assets are defined by the Town as assets with an initial individual cost of more than \$5,000 and an estimated useful life in excess of one year. Such assets are recorded at historical cost, or estimated historical cost, if purchased or constructed. Donated capital assets are recorded at estimated fair market value at the date of donation.

The costs of normal maintenance and repairs that do not add to the value of a capital asset or materially extend capital asset lives are not capitalized. Major outlays for capital assets and improvements are capitalized as projects are constructed. Interest incurred, net of interest earned on debt proceeds issued for a project, during the construction phase of capital assets of business-type activities is included in part of the capitalized value of the assets constructed.

TOWN OF PLAINFIELD, CONNECTICUT
NOTES TO THE FINANCIAL STATEMENTS (*Continued*)
JUNE 30, 2016

NOTE A - SUMMARY OF SIGNIFICANT ACCOUNTING POLICIES (*Continued*)

Assets, Liabilities, Deferred Outflows/Inflows of Resources and Net Position/Fund Equity (*Continued*)

Capital Assets (*Continued*)

Capital assets of the Town are depreciated using the straight-line method over the following estimated useful lives:

<u>Asset</u>	<u>Years</u>
Buildings	50
Building Improvements	20
Infrastructure	75
Distribution and collection systems	50 - 65
Machinery and equipment	5 - 20

Capital assets acquired under a capital lease are amortized over the life of the lease term.

Unearned Revenue

In the government-wide and fund financial statements, this liability represents resources that have been received but not yet earned.

Deferred Outflows/Inflows of Resources

Deferred outflows and inflows of resources represent an acquisition of net position that applies to a future period(s) and so will not be recognized as an inflow or outflow of resources until that time.

Deferred outflows of resources consists of deferred charges on refundings and deferred pension expenses reported in the government-wide statement of net position. Deferred charges on refundings are amortized to interest expense using the effective-interest method over the life of the related bonds. Deferred pension expenses are amortized as a component of pension expense on a systematic and rational basis.

Deferred inflows of resources consist of revenue that is considered unavailable under the modified accrual basis of accounting and deferred pension benefits. Unavailable revenue is reported in the governmental funds balance sheet and is recognized as an inflow of resources in the period that the amounts become available. Deferred pension benefits are reported in the government-wide statement of net position and are amortized as a component of pension expense on a systematic and rational basis.

Compensated Absences

All compensated absences are accrued when incurred in the government-wide and proprietary fund financial statements. Expenditures for compensated absences are recognized in the governmental fund financial statements in the current year to the extent they are paid during the year, or the vested amount is expected to be paid with available resources.

Town employees accumulate vacation and/or sick leave hours for subsequent use or for payment upon termination or retirement.

NOTE A - SUMMARY OF SIGNIFICANT ACCOUNTING POLICIES (*Continued*)

Assets, Liabilities, Deferred Outflows/Inflows of Resources and Net Position/Fund Equity (*Continued*)

Compensated Absences (*Continued*)

All full time Board of Education employees (except teachers who are granted sick time only) are granted vacation and sick time based upon contractual provisions and may be carried over to subsequent years. In the event of termination, employees are reimbursed for accumulated vacation and sick time as allowed by the applicable contract.

Long-term Obligations

In the government-wide financial statements, long-term debt and other long-term obligations are reported as liabilities in the applicable governmental activities, business-type activities, or proprietary fund type statement of net position. Bond premiums and discounts are deferred and amortized over the life of the bonds using the effective interest method. Bonds payable are reported net of the applicable bond premium or discount. Bond issuance costs are expensed when incurred.

In the fund financial statements, governmental funds recognize bond premiums and discounts, as well as bond issuance costs, during the current period. The face amount of debt issued is reported as other financing sources. Premiums received on debt issuances are reported as other financing sources while discounts on debt issuances are reported as other financing uses. Issuance costs, whether or not withheld from the actual debt proceeds received, are reported as debt service expenditures.

Net Position and Fund Balance

The government-wide statement of net position presents the Town's non-fiduciary assets, deferred outflows and inflows of resources and liabilities, with the difference reported as net position. Net position is reported in three categories:

Net investment in capital assets – This component of net position consists of capital assets, net of accumulated depreciation and amortization and reduced by outstanding balances for bonds, notes and other debt that are attributed to the acquisition, construction or improvement of capital assets.

Restricted net position – This component of net position consists of amounts restricted either through external restrictions imposed by creditors, grantors, contributors, and the like, or through restrictions imposed by law through constitutional provisions or enabling legislation.

Unrestricted net position – This component of net position is the net amount of the assets, liabilities, and deferred outflows/inflows of resources which do not meet the definition of the two preceding categories.

TOWN OF PLAINFIELD, CONNECTICUT
NOTES TO THE FINANCIAL STATEMENTS (*Continued*)
JUNE 30, 2016

NOTE A - SUMMARY OF SIGNIFICANT ACCOUNTING POLICIES (*Continued*)

Assets, Liabilities, Deferred Outflows/Inflows of Resources and Net Position/Fund Equity (*Continued*)

The Town's governmental funds report the following fund balance categories:

Nonspendable – Amounts that cannot be spent because they are not in spendable form or they are legally or contractually required to be maintained intact.

Restricted – Constraints are placed on the use of resources that are either externally imposed by creditors, grantors, contributors or laws and regulations of other governments or imposed by law through enabling legislation.

Committed – Amounts that can only be used for specific purposes pursuant to constraints imposed by formal action of the Board of Selectman, with the Board of Finance approval (the highest levels of decision making authority of the Town) and cannot be used for any other purpose unless the Town removes or changes the specified use by taking the same formal action.

Assigned – Amounts are constrained by the Town's intent to be used for specific purposes, but are not restricted or committed. Amounts may be constrained to be used for a specific purpose by a governing board or body or official that has been delegated authority to assign amounts by the Town Charter and in accordance with the Town's adopted Fund Balance Policy (Town Finance Director).

Unassigned – Residual classification for the General Fund or amounts necessary in other governmental funds to eliminate otherwise negative fund balance amounts in the other four categories.

Net Position Flow Assumption

Sometimes the Town will fund outlays for a particular purpose from both restricted (e.g. restricted bond or grant proceeds) and unrestricted resources. In order to calculate the amounts to report as restricted net position and unrestricted net position in the government-wide and proprietary fund financial statements, a flow assumption must be made about the order in which the resources are considered to be applied.

The Town does not have a formal policy over net position. In practice, the Town considers restricted net position to have been depleted before unrestricted net position is applied.

Fund Balance Flow Assumption

Sometimes the Town will fund outlays for a particular purpose from both restricted and unrestricted resources (the total of committed, assigned, and unassigned fund balance). In order to calculate the amounts to report as restricted, committed, assigned, and unassigned fund balance in the governmental fund financial statements a flow assumption must be made about the order in which the resources are considered to be applied.

The Town does not have a formal policy over the use of fund balance. In practice, the Town uses restricted resources first, then unrestricted resources as needed. Unrestricted resources are used in the following order: committed; assigned; then unassigned.

TOWN OF PLAINFIELD, CONNECTICUT
NOTES TO THE FINANCIAL STATEMENTS (*Continued*)
JUNE 30, 2016

NOTE A - SUMMARY OF SIGNIFICANT ACCOUNTING POLICIES (*Continued*)

Interfund Activities

Interfund activities are reported as follows:

Interfund Receivables and Payables

Activity between funds that are representative of lending/borrowing arrangements outstanding at the end of the fiscal year are referred to as either “due to/from other funds” (i.e. the current portion of interfund loans) or “advances to/from other funds” (i.e. the non-current portion of interfund loans). All other outstanding balances between funds are reported as “due to/from other funds”. Any residual balances outstanding between the governmental activities and business-type activities are reported in the government-wide financial statements as “internal balances”.

Interfund Services Provided and Used

Sales and purchases of goods and services between funds for a price approximating their external exchange value are reported as revenues and expenditures, or expenses, in the applicable funds.

Interfund Transfers

Interfund transfers represent flows of assets without equivalent flows of assets in return and without a requirement for repayment. In governmental funds, transfers are reported as other financing uses in the funds making transfers and other financing sources in the funds receiving transfers. In proprietary funds, transfers are reported after non-operating revenues and expenses.

Interfund Reimbursements

Interfund reimbursements represent repayments from the funds responsible for particular expenditures, or expenses, to the funds that initially paid for them.

Use of Estimates

The preparation of financial statements in conformity with accounting principles generally accepted in the United States of America requires management to make estimates and assumptions that affect the reported amounts and disclosures in the financial statements. Actual results could differ from those estimates.

TOWN OF PLAINFIELD, CONNECTICUT
NOTES TO THE FINANCIAL STATEMENTS (*Continued*)
JUNE 30, 2016

NOTE B - BUDGETARY INFORMATION

The Town adheres to the following procedures in establishing the budgetary data included in the General Fund financial statements.

- Other than the Education Department, which submits estimates directly to the Board of Finance, department heads submit their estimated budget to the Board of Selectmen, who review and may revise the budget before submitting to the Board of Finance for review and consideration. Expenditures are controlled at the department level.
- After one or more public hearings, the Board of Finance may revise the estimate for presentation at the Annual Town Budget Meeting, or at a referendum if an increase in the mill rate is proposed, which is held on the third Monday in May. The Town Meeting has the power to accept or reject the budget.
- Should the Annual Town Budget Meeting or referendum fail to adopt the budget, another meeting or referendum shall be held within fourteen days thereafter until final approval is given. Any budget which has been rejected by the Town Meeting shall be considered in the interim by the Board of Finance, which shall revise the rejected budget, and present a revision at the next subsequent Town Meeting for acceptance. If the budget remains unaccepted on July 1, the budget adopted for the immediately preceding fiscal year shall be deemed to be the temporary budget for the fiscal year beginning on July 1, and expenditures may be made on a month-to-month basis in accordance therewith, until such time as the Town Meeting finally adopts a budget.
- The Board of Finance upon written request of the Board of Selectmen may transfer unexpended balances from one appropriation to another in accordance with the General Statutes.
- The Board of Education may transfer unexpended balances from one account to another within its total line appropriation.
- Non-budgeted appropriations in excess of \$10,000 require a Town Meeting to become effective and non-budgeted appropriations in excess of \$50,000 require a referendum. During the year, there were no appropriations made that required such an approval. However, additional appropriations of unrestricted fund balance totaling \$10,000 were made during the year. In addition, an appropriation, in the amount of \$200,000 assigned to OPEB in previous fiscal years in accordance with the Town's approved fund balance policy, was released from restriction and transferred to the Town's OPEB Trust Fund in July 2015 when the Town established a Trust for OPEB benefits.
- Formal budgetary integration is employed as a management control device during the year.
- The budget is prepared on the modified accrual basis of accounting. "On-behalf" payments made by the State of Connecticut into the State Teachers' Retirement System (*see Note K*) are not recorded for budgetary purposes.
- Encumbrances are recognized as a valid and proper charge against a budget appropriation in the year in which the purchase order, contract or other commitment is issued and, accordingly, encumbrances outstanding at year-end are reported in budgetary reports as expenditures of the current year. Generally, all unexpended appropriations lapse at year-end, except those for the Capital Projects Funds and certain Special Revenue Funds. Appropriations for capital projects are continued until completion of applicable projects, even when projects extend more than one fiscal year.

TOWN OF PLAINFIELD, CONNECTICUT
NOTES TO THE FINANCIAL STATEMENTS (Continued)
JUNE 30, 2016

NOTE B - BUDGETARY INFORMATION (Continued)

As described above, accounting principles applied for purposes of developing data on a budgetary basis differ from those used to present financial statements in conformity with accounting principles generally accepted in the United States of America ("GAAP basis"). A reconciliation of General Fund amounts presented on the budgetary basis to amounts presented on the GAAP basis is as follows for the year ended June 30, 2016:

	<u>Total Revenues and Other Financing Sources</u>	<u>Total Expenditures and Other Financing Uses</u>	<u>Net Change in Fund Balance</u>
Budgetary basis	\$ 46,468,940	\$ 45,829,406	\$ 639,534
"On-behalf" payments - State Teachers Retirement Fund (see Note K)	3,155,760	3,155,760	-
Donations netted against expenditures	-	1,174	(1,174)
Debt service recorded as transfers in for budgetary purposes	(453,044)	(453,044)	-
Various reimbursements netted against expenditures	1,348,864	1,348,864	-
Intergovernmental grants netted against expenditures	529,044	529,044	-
GAAP basis	<u>\$ 51,049,564</u>	<u>\$ 50,411,204</u>	<u>\$ 638,360</u>

Expenditures which exceed appropriations

The legal level of control at which expenditures may not legally exceed appropriations is at the department level. During the year ended June 30, 2016, expenditures exceeded appropriations in the following amounts, which does not represent a violation of budgetary requirements:

<u>Department</u>	<u>Budget Line</u>	<u>Amount</u>
Other	Computer	\$ 3,225
Public Safety	Planning and engineering	530
Administration and Finance	First Selectman	142

Deficit Fund Balances

The following funds have deficit balances as of June 30, 2016, which do not constitute a violation of statutory provisions:

<u>Fund</u>	<u>Deficit Fund Balance</u>
School Project Fund	\$ 942,867
Day Care Fund	24,130

The deficits are expected to be eliminated by future revenues, appropriations and/or the issuance of permanent financing.

TOWN OF PLAINFIELD, CONNECTICUT
NOTES TO THE FINANCIAL STATEMENTS (*Continued*)
JUNE 30, 2016

NOTE C - CASH DEPOSITS AND INVESTMENTS

Cash Deposits

A reconciliation of the Town's cash and cash equivalents as of June 30, 2016 is as follows:

Government-wide statement of net position:	
Cash and cash equivalents	\$ 16,848,435
Statement of fiduciary net position:	
Cash and cash equivalents	400,185
Less: cash equivalents considered investments for disclosure purposes	<u>(10,977,648)</u>
	<u>\$ 6,270,972</u>

Cash Deposits – Custodial Credit Risk

Custodial credit risk is the risk that, in the event of a bank failure, the Town will not be able to recover its deposits or will not be able to recover collateral securities that are in the possession of an outside party. The Town does not have a deposit policy for custodial credit risk. As of June 30, 2016, \$6,297,970 of the Town's bank balance of \$6,853,776 was exposed to custodial credit risk as follows:

Uninsured and uncollateralized	\$ 5,668,173
Uninsured and collateralized with securities held by the pledging bank's trust department or agent, but not in the Town's name	<u>629,797</u>
	<u>\$ 6,297,970</u>

All of the Town's deposits were in qualified public institutions as defined by Connecticut state statute. Under this statute, any bank holding public deposits must at all times maintain, segregated from its other assets, eligible collateral in an amount equal to a certain percentage of its public deposits. The applicable percentage is determined based on the bank's risk-based capital ratio. The amount of public deposits is determined based on either the public deposits reported on the most recent quarterly call report, or the average of the public deposits reported on the four most recent quarterly call reports, whichever is greater. The collateral is kept in the custody of the trust department of either the pledging bank or another bank in the name of the pledging bank.

TOWN OF PLAINFIELD, CONNECTICUT
NOTES TO THE FINANCIAL STATEMENTS (*Continued*)
JUNE 30, 2016

NOTE C - CASH DEPOSITS AND INVESTMENTS (*Continued*)

Investments

A reconciliation of the Town's investments as of June 30, 2016 is as follows:

Statement of fiduciary net position:	
Investments	\$ 18,155,920
Plus: cash equivalents considered investments for disclosure purposes	<u>10,977,648</u>
	<u><u>\$ 29,133,568</u></u>

Interest Rate Risk

The Town's investment policy limits its exposure to fair value losses arising from changes in interest rates by structuring the investment portfolio so that securities mature to meet cash requirements for ongoing operations, thereby avoiding the need to sell securities on the open market prior to maturity, and investing operating funds primarily in shorter-term securities, money market mutual funds, or similar investment pools. The pension plan's policy strives for a balanced return on investments to limit its exposure to fair value losses by providing long-term return opportunities through an allocation of funds discussed above. In addition, the plan strives to meet cash requirements for benefit payments.

Interest rate risk is the risk that changes in market interest rates will adversely affect the fair value of an investment. Generally, the longer the maturity of an investment, the greater the sensitivity of its fair value to changes in market interest rates. Information about the exposure of the Town's investments to this risk using the segmented time distribution model is as follows:

<u>Investment type</u>	<u>Valuation Basis</u>	<u>Credit Rating</u>	<u>Value</u>	<u>Investment Maturities (In Years) Less Than 1</u>
Debt Securities:				
<i>Governmental activities:</i>				
STIF	Net Asset Value	AAA	\$ 9,777,519	\$ 9,777,519
<i>Fiduciary:</i>				
Money market funds	Net Asset Value	Unrated	206,812	206,812
<i>Business Type activities:</i>				
STIF	Net Asset Value	AAA	<u>993,317</u>	<u>993,317</u>
			10,977,648	<u><u>\$ 10,977,648</u></u>
Other investments:				
<i>Fiduciary:</i>				
Guaranteed Investment Contracts	Contract Value		104,033	
Mutual funds	Fair Value		5,476,481	
Equity securities	Fair Value		<u>12,575,406</u>	
			<u><u>\$29,133,568</u></u>	

TOWN OF PLAINFIELD, CONNECTICUT
NOTES TO THE FINANCIAL STATEMENTS (*Continued*)
JUNE 30, 2016

NOTE C - CASH DEPOSITS AND INVESTMENTS (*Continued*)

Investments (*Continued*)

Because the investments in money market mutual funds and the State of Connecticut's Short Term Investment Fund (STIF) have weighted average maturities of less than 90 days, they are presented as investments with maturities of less than one year.

Credit Risk

Generally, credit risk is the risk that an issuer of a debt type investment will not fulfill its obligation to the holder of the investment. This is measured by assignment of a rating by a nationally recognized rating organization. U.S. government securities or obligations explicitly guaranteed by the U.S. government are not considered to have credit risk exposure.

The Town has no investment policy that would further limit its investment choices beyond those limited by Connecticut state statutes. Connecticut state statutes permit the Town to invest in obligations of the United States, including its instrumentalities and agencies; in obligations of any state or of any political subdivision, authority or agency thereof, provided such obligations are rated within one of the top two rating categories of any recognized rating service; or in obligations of the State of Connecticut or of any political subdivision thereof, provided such obligations are rated within one of the top three rating categories of any recognized rating service. The Pension and Other Post Employment Benefit Trust Funds may also invest in certain real estate mortgages, in certain savings banks or savings and loan associations, or in stocks or bonds or other securities selected by the trustee, with the care of a prudent investor. The Town's investment policy for its pension and OPEB fund is intended to provide long-term total return opportunity through an allocation between 50% and 70% of equities and between 30% and 50% of fixed income investments.

Custodial Credit Risk

For an investment, custodial credit risk is the risk that, in the event of the failure of a counterparty, the Town will not be able to recover the value of its investments or collateral securities that are in the possession of an outside party. The Town does not have a policy for custodial credit risk. The Town's investments in external investment pools, mutual funds and group annuity contracts are not evidenced by securities and are therefore not exposed to custodial credit risk. Investments in equity securities are uninsured and unregistered, with securities held by the counterparty, but not in the Town's or pension fund's name. The Town's investments in mutual funds are not evidenced by securities and are therefore not exposed to custodial credit risk.

Concentrations of Credit Risk

The Town's investment policy generally restricts investments in any one issuer that is in excess of 10%. In addition, the Town's policy defines other limitations in an effort to avoid incurring unreasonable inherent risk of over-concentration in specific instruments, individual issuers or maturities. As of June 30, 2016, more than 10% of the Town's governmental activities investments are invested in the Short-term Investment Fund (36.9%). As of June 30, 2016, more than 10% of the Town's fiduciary investments are invested in the following:

Issuer	Investment	Value	% of Fiduciary Investments
Vanguard	Vanguard 500 Index Fund	\$ 4,349,287	15%

TOWN OF PLAINFIELD, CONNECTICUT
NOTES TO THE FINANCIAL STATEMENTS (*Continued*)
JUNE 30, 2016

NOTE D - FAIR VALUE MEASUREMENTS

Fair value is defined as the price that would be received to sell an asset or paid to transfer a liability in an orderly transaction between market participants, as of the measurement date. Authoritative guidance establishes a hierarchy of valuation techniques based upon whether the inputs to those valuation techniques reflect assumptions other market participants would use based upon market data obtained from independent sources (also referred to as observable inputs). The Town classifies its assets and liabilities measured at fair value into Level 1 (securities valued using quoted prices from active markets for identical assets), Level 2 (securities not traded on an active market for which market inputs are observable, either directly or indirectly, and Level 3 (securities valued based on unobservable inputs). Investments are classified in their entirety based on the lowest level of input that is significant to the fair value measurement. The Town's financial assets that are accounted for at fair value on a recurring basis as of June 30, 2016, by level within the fair value hierarchy are presented in the table below.

<u>Financial Assets Measured at Fair Value</u>	<u>Prices in Active Market (Level 1)</u>	<u>Significant Other Observable Inputs (Level 2)</u>	<u>Significant Unobservable Inputs (Level 3)</u>	<u>Total</u>
Mutual funds	\$ 5,476,481	\$ -	\$ -	\$ 5,476,481
Equity securities	12,575,406	-	-	12,575,406
	<u>\$ 18,051,887</u>	<u>\$ -</u>	<u>\$ -</u>	<u>\$18,051,887</u>

NOTE E – RECEIVABLES

Loans Receivable

Loans receivable represents loans dispersed from Community Development Block Grant ("CDBG") proceeds and Economic Development Committee proceeds. These loans consist of deferred loans which are noninterest bearing and due on demand. Payment on the deferred loans will occur only in the event of default, which is upon the death of borrower, transfer of title of property or refinancing property-related debt. Loans receivable consist of the following as of June 30, 2016:

Deferred loans	\$ 823,364
Less allowance for collection losses	<u>583,653</u>
Total	<u>\$ 239,711</u>

Lease Receivable

On January 1, 2015, the Board of Education (the "Board") entered into an agreement with a contractor for purchased transportation services. The Board transferred, to the Contractor, all Board-owned vehicles for \$650,000, payable by the Contractor as follows: (i) \$350,000, which was paid to the Board prior to June 30, 2015, and (ii) \$75,000 payable annually in the second through fifth year of the term of the agreement, payable to the Board by means of a monthly credit against sums due to the Contractor for transportation services provided each month from September through June during each contract year. The lease receivable consists of the following as of June 30, 2016:

	<u>Governmental Activities</u>
Year Ending June 30:	
2017	\$ 75,000
2018	<u>75,000</u>
Total lease receivable	<u>\$ 150,000</u>

TOWN OF PLAINFIELD, CONNECTICUT
NOTES TO THE FINANCIAL STATEMENTS (Continued)
JUNE 30, 2016

NOTE F - CAPITAL ASSETS

Capital asset activity for governmental activities for the year ended June 30, 2016 consisted of the following:

	<u>Beginning Balance</u>	<u>Increases</u>	<u>Decreases</u>	<u>Ending Balance</u>
Governmental Activities				
Capital assets, not being depreciated:				
Land	\$ 3,201,836	\$ -	\$ -	\$ 3,201,836
Total capital assets, not being depreciated	<u>3,201,836</u>	<u>-</u>	<u>-</u>	<u>3,201,836</u>
Capital assets, being depreciated:				
Land improvements	1,021,529	-	-	1,021,529
Buildings and improvements	67,829,403	1,420,136	-	69,249,539
Machinery and equipment	8,649,749	282,522	(330,060)	8,602,211
Infrastructure	<u>34,631,483</u>	<u>203,340</u>	<u>-</u>	<u>34,834,823</u>
Total capital assets, being depreciated	<u>112,132,164</u>	<u>1,905,998</u>	<u>(330,060)</u>	<u>113,708,102</u>
Less accumulated depreciation and amortization for:				
Land improvements	1,021,529	-	-	1,021,529
Buildings and improvements	23,780,530	1,464,437	-	25,244,967
Machinery and equipment	7,507,582	326,486	(199,905)	7,634,163
Infrastructure	<u>10,863,210</u>	<u>461,753</u>	<u>-</u>	<u>11,324,963</u>
Total accumulated depreciation and amortization	<u>43,172,851</u>	<u>2,252,676</u>	<u>(199,905)</u>	<u>45,225,622</u>
Total capital assets, being depreciated, net	<u>68,959,313</u>	<u>(346,678)</u>	<u>(130,155)</u>	<u>68,482,480</u>
Governmental activities capital assets, net	<u><u>72,161,149</u></u>	<u><u>(346,678)</u></u>	<u><u>(130,155)</u></u>	<u><u>71,684,316</u></u>

Depreciation and amortization expense was charged to functions of the Town as follows:

Governmental Activities:	
Education	\$ 1,567,424
Public safety	84,797
Public works	565,240
Social services	<u>35,215</u>
Total depreciation and amortization expense - governmental activities	<u><u>\$ 2,252,676</u></u>

TOWN OF PLAINFIELD, CONNECTICUT
NOTES TO THE FINANCIAL STATEMENTS (Continued)
JUNE 30, 2016

NOTE F - CAPITAL ASSETS (Continued)

Capital asset activity for business-type activities for the year ended June 30, 2016 consisted of the following:

	<u>Beginning Balance</u>	<u>Increases</u>	<u>Decreases</u>	<u>Ending Balance</u>
Business-type Activities				
Capital assets, not being depreciated:				
Land	\$ 31,740	\$ -	\$ -	\$ 31,740
Construction in progress	1,057,481	2,102,813	-	3,160,294
Total capital assets, not being depreciated	<u>1,089,221</u>	<u>2,102,813</u>	<u>-</u>	<u>3,192,034</u>
Capital assets, being depreciated:				
Buildings and improvements	2,713,818	-	-	2,713,818
Machinery and equipment	948,494	26,187	-	974,681
Infrastructure	19,003,499	-	-	19,003,499
Total capital assets, being depreciated	<u>22,665,811</u>	<u>26,187</u>	<u>-</u>	<u>22,691,998</u>
Less accumulated depreciation and amortization for:				
Buildings and improvements	1,688,598	60,307	-	1,748,905
Machinery and equipment	848,444	34,996	-	883,440
Infrastructure	11,403,654	413,801	-	11,817,455
Total accumulated depreciation and amortization	<u>13,940,696</u>	<u>509,104</u>	<u>-</u>	<u>14,449,800</u>
Total capital assets, being depreciated, net	<u>8,725,115</u>	<u>(482,917)</u>	<u>-</u>	<u>8,242,198</u>
Business-type activities capital assets, net	<u>\$ 9,814,336</u>	<u>\$ 1,619,896</u>	<u>\$ -</u>	<u>\$ 11,434,232</u>

NOTE G - INTERFUND RECEIVABLES AND PAYABLES

Interfund receivable and payable balances at June 30, 2016 are as follows:

<u>Receivable Fund</u>	<u>Payable Fund</u>	<u>Amount</u>
Governmental Funds		
General Fund	Other Governmental Funds	<u>\$ 29,426</u>
Other Governmental Funds	General Fund	<u>218,295</u>
		<u>247,721</u>
Business-type Activities		
Water Pollution Control Fund	General Fund	<u>165,975</u>
Total due from/to other funds		<u>\$ 413,696</u>

All interfund balances resulted from the time lag between the dates that (1) interfund goods and services are provided or reimbursable expenditures occur, (2) transactions are recorded in the accounting system, and (3) payments between funds are made.

TOWN OF PLAINFIELD, CONNECTICUT
NOTES TO THE FINANCIAL STATEMENTS (Continued)
JUNE 30, 2016

NOTE H - INTERFUND TRANSFERS

Interfund transfers for the year ended June 30, 2016 consisted of the following:

Transfers In	Transfers Out	Amount
Governmental Funds		
Other Governmental Funds	General Fund	\$ 15,583
General Fund	Other Governmental Funds	359,000
Total interfund transfers		\$ 374,583

Transfers are used to (1) move revenues from the fund that statute or budget requires to collect them to the fund that statute or budget requires to expend them, and (2) use unrestricted revenues collected in the General Fund to finance various programs accounted for in other funds in accordance with budgetary authorizations.

NOTE I - SHORT-TERM LIABILITIES

The following is a summary of changes in short-term liabilities for the year end June 30, 2016:

	Beginning Balance	Increases	Decreases	Ending Balance
Governmental Activities				
Bond anticipation notes issued				
in March 2015, original amount \$2,500,000	\$ 2,500,000	\$ -	\$ (2,500,000)	\$ -
Bond anticipation notes issued				
in March 2016, original amount \$2,000,000	-	2,000,000	-	2,000,000
	\$ 2,500,000	\$ 2,000,000	\$ (2,500,000)	\$ 2,000,000

The purpose of the bond anticipation notes are to provide interim financing for various school construction projects until future reimbursement are received from the State of Connecticut and/or general obligation bonds are issued. The notes are due and payable at maturity on March 27, 2017. Interest on the notes at a rate of 1.0% are calculated on the basis of a 360-day year consisting of twelve 30-day months.

TOWN OF PLAINFIELD, CONNECTICUT
NOTES TO THE FINANCIAL STATEMENTS (*Continued*)
JUNE 30, 2016

NOTE J - LONG-TERM LIABILITIES

The following is a summary of changes in long-term liabilities for the year ended June 30, 2016:

	Beginning Balance	Increases	Decreases	Ending Balance	Due Within One Year
Governmental Activities					
General obligation bonds	\$ 10,450,000	\$ -	\$ (950,000)	\$ 9,500,000	\$ 950,000
Note payable	80,699	-	(20,174)	60,525	20,174
Unamortized bond premium	711,543	-	(21,863)	689,680	-
Total bonds and note payable	11,242,242	-	(992,037)	10,250,205	970,174
Other liabilities:					
Capital leases	182,391	-	(90,288)	92,103	92,103
Compensated absences	1,296,229	31,157	-	1,327,386	132,739
Claims and judgments	1,009,141	-	(16,576)	992,565	467,565
Contract payable	-	162,708	(32,542)	130,166	32,542
Net pension liability	4,441,026	1,030,832	-	5,471,858	-
Net OPEB obligation	4,634,644	624,977	-	5,259,621	-
Total governmental activities long-term liabilities	<u>\$ 22,805,673</u>	<u>\$ 1,849,674</u>	<u>\$ (1,131,443)</u>	<u>\$ 23,523,904</u>	<u>\$ 1,695,123</u>
Business-type Activities					
General obligation bonds	\$ 5,275,000	\$ -	\$ (280,000)	\$ 4,995,000	\$ 280,000
USDA bonds payable	415,308	-	(38,894)	376,414	40,547
Clean Water notes payable	672,631	-	(80,661)	591,970	80,661
Unamortized bond premium	280,996	-	(15,052)	265,944	-
Total bonds and notes payable	6,643,935	-	(414,607)	6,229,328	401,208
Other liabilities:					
Compensated absences	53,867	16,311	-	70,178	5,607
Total business-type activities long-term liabilities	<u>\$ 6,697,802</u>	<u>\$ 16,311</u>	<u>\$ (414,607)</u>	<u>\$ 6,299,506</u>	<u>\$ 406,815</u>

Long - term liabilities above typically have been liquidated by the General Fund for governmental activities and the Water Pollution Control Authority Fund for business-type activities.

TOWN OF PLAINFIELD, CONNECTICUT
NOTES TO THE FINANCIAL STATEMENTS (Continued)
JUNE 30, 2016

NOTE J - LONG-TERM LIABILITIES (Continued)

Bonds and Notes Payable

A summary of bonds and notes payable outstanding at June 30, 2016 is as follows:

<u>Description</u>	<u>Original Amount</u>	<u>Final Maturity Dates</u>	<u>Interest Rates</u>	<u>Amount Outstanding</u>
Governmental Activities				
Bonds Payable				
General purpose bonds, issued April 1, 2014	\$ 4,725,000	2026	2.0% - 5.9%	\$ 4,725,000
School bonds, issued July 1, 2007	16,295,000	2025	4.0% - 6.0%	4,775,000
				<u>\$ 9,500,000</u>
Note Payable				
DECD Note payable, issued October 1999	197,500	2019	0.00%	<u>\$ 60,525</u>
Business-type Activities				
Bonds Payable				
General purpose bonds, issued April 1, 2014	5,275,000	2034	2.0% - 4.0%	\$ 4,995,000
USDA bonds, issued August 2003	752,000	2023	4.25%	376,414
				<u>\$ 5,371,414</u>
Note Payable				
Clean Water note payable, issued November 2004	1,606,152	2024	2.00%	<u>\$ 591,970</u>

Annual debt service requirements to maturity on general obligation bonds and notes payable are as follows as of June 30, 2016:

Year ending June 30:	Governmental Activities							
	General Obligation Bonds		Note Payable		Totals			
	Principal	Interest	Principal	Interest	Principal	Interest	Principal	Interest
2017	\$ 950,000	\$ 388,518	\$ 20,174	\$ -	\$ 970,174	\$ 388,518		
2018	975,000	346,393	20,174	-	995,174	346,393		
2019	975,000	304,347	20,177	-	995,177	304,347		
2020	1,000,000	262,988	-	-	1,000,000	262,988		
2021	1,050,000	221,394	-	-	1,050,000	221,394		
2022-2026	4,550,000	453,225	-	-	4,550,000	453,225		
	<u>\$ 9,500,000</u>	<u>\$1,976,865</u>	<u>\$ 60,525</u>	<u>\$ -</u>	<u>\$ 9,560,525</u>	<u>\$ 1,976,865</u>		
Year ending June 30:	Business-type Activities							
	General Obligation Bonds		USDA Bonds Payable		Clean Water Note Payable		Totals	
	Principal	Interest	Principal	Interest	Principal	Interest	Principal	Interest
2017	\$ 280,000	\$ 167,444	\$ 40,547	\$ 16,019	\$ 80,661	\$ 11,091	\$ 401,208	\$ 194,554
2018	280,000	161,844	42,270	14,296	80,661	9,478	402,931	185,618
2019	275,000	156,294	44,066	12,500	80,661	7,864	399,727	176,658
2020	280,000	149,344	45,939	10,627	80,661	6,251	406,600	166,222
2021	280,000	140,944	47,891	8,675	80,661	4,638	408,552	154,257
2022-2026	1,400,000	544,770	155,701	13,461	188,665	4,549	1,744,366	562,780
2027-2031	1,375,000	292,360	-	-	-	-	1,375,000	292,360
2032-2034	825,000	49,500	-	-	-	-	825,000	49,500
	<u>\$ 4,995,000</u>	<u>\$1,662,500</u>	<u>\$ 376,414</u>	<u>\$ 75,578</u>	<u>\$ 591,970</u>	<u>\$ 43,871</u>	<u>\$5,963,384</u>	<u>\$1,781,949</u>

TOWN OF PLAINFIELD, CONNECTICUT
 NOTES TO THE FINANCIAL STATEMENTS (*Continued*)
 JUNE 30, 2016

NOTE J - LONG-TERM LIABILITIES (*Continued*)

Bonds and Notes Payable (*Continued*)

Refundings

At June 30, 2016, approximately \$4,993,000 of previously refunded bonds are considered defeased but still outstanding.

Legal Debt Limit

Connecticut General Statutes Section 7-374(b) provides that authorized debt of the Town shall not exceed seven times base receipts, as defined in the Statute, or \$183,735,111 as of June 30, 2016. Further, the Statute limits the amount of debt that may be authorized by the Town for general purposes, schools, sewers, urban renewal and pension deficit. The Town did not exceed any of the statutory debt limitations at June 30, 2016.

Authorized, Unissued Bonds

The amount of authorized, unissued bonds at June 30, 2016 totaled \$86,265 for general purposes, \$1,889,035 for school purposes, and \$1,697,994 for sewer purposes.

Capital Leases

A summary of assets under capital leases as of June 30, 2016 are as follows:

	Governmental Activities
Equipment	\$ 332,663
Less: accumulated amortization	132,981
	\$ 199,682

Amortization expense relative to leased property under capital leases totaled \$52,760 for the year ended June 30, 2016 and is included in depreciation and amortization expense disclosed in Note F.

Future minimum lease obligations and the net present value of these minimum lease payments as of June 30, 2016 are as follows:

	Governmental Activities
Year Ending June 30:	
2017	\$ 93,940
Total minimum lease payments	93,940
Less: amount representing interest	1,837
Present value of minimum lease payments	\$ 92,103

Contract Payable

The Town has entered into a long-term contract with the Northeastern Connecticut Council of Governments and other local Connecticut municipalities, in connection with revaluation services. The initial contract totaled \$162,708, with annual required payments of \$32,542 through 2020.

TOWN OF PLAINFIELD, CONNECTICUT
NOTES TO THE FINANCIAL STATEMENTS (*Continued*)
JUNE 30, 2016

NOTE K - EMPLOYEE RETIREMENT PLANS

Defined Benefit Plan

Plan Description

Plan administration – The Town administers a retirement plan (the “Plan”) a single-employer contributory, defined benefit plan. Benefit terms may be established and amended by the Town and the collective bargaining unit.

Plan Membership - Under the Plan, all full-time members of the Police Department who are members of the bargaining unit are eligible for benefits. In addition, new employees of the Town who have completed 2 years of service and are at least age 21 and full-time employees of the Board of Education not covered by a collective bargaining agreement, and nurses, custodians, secretaries and bus drivers and paraprofessionals, who became eligible on July 1, 1995 with service credited for periods after July 1, 1984, are eligible for benefits.

The Plan is closed to employees of the Police Department hired after November 27, 2012 and employees of the Highway Department after October 16, 2012.

The Plan consisted of the following as of the date of the latest actuarial valuation:

Inactive plan members or beneficiaries currently receiving benefits	113
Inactive plan members entitled to but not yet receiving benefits	134
Active plan members	152
	<hr/>
	399
	<hr/>

Benefits Provided – The Plan provides retirement benefits for Police employees calculated at 2% to 7/1/2004 and 2.5% after 7/1/2004 of the average of the annual salaries, excluding overtime, commissions, bonuses, etc., of the highest 3 years of employment multiplied by service. For all other employees, the retirement benefit is calculated at 1.2% of the average of the annual salaries, excluding overtime, commissions, bonuses, etc., of the highest 3 consecutive years of employment, multiplied by service. Participants (except Police) are 10% vested for each year of service.

Contributions - The Town establishes contribution rates based on an actuarially determined rate recommended by an independent actuary. The actuarially determined rate is the estimated amount necessary to finance the costs of benefits earned by plan members during the year, with an additional amount to finance any unfunded accrued liability. The Town is required to contribute the actuarially determined rate. Police participants are required to contribute 7% of their base monthly earnings. For the year ended June 30, 2016, the Town contributed \$1,125,405 or 17.68% of covered annual payroll.

Summary of Significant Accounting Policies

Basis of Accounting - The Plan is accounted for using the accrual basis of accounting. Revenues (contributions and investment income) are recognized when they are earned and expenses (benefits, administration and refunds) are recognized when due and payable in accordance with the terms of the Plan. Liabilities are recorded when due and payable in accordance with the terms of the Plan. Administrative costs of the Plan are funded by the Plan.

TOWN OF PLAINFIELD, CONNECTICUT
NOTES TO THE FINANCIAL STATEMENTS (*Continued*)
JUNE 30, 2016

NOTE K - EMPLOYEE RETIREMENT PLANS (*Continued*)

Defined Benefit Plan (*Continued*)

Summary of Significant Accounting Policies (*Continued*)

Investments - Investments are reported at fair value, except for investments in participating interest earning investment contracts, recorded at amortized cost, and certain external investment pools, recorded at net asset value. Fair value of other securities are determined by the most recent bid and asked prices as obtained from dealers that make markets in such securities. Investments for which market quotations are not readily available are value at their fair values as determined by the custodian under the direction of the Town, with the assistance of a valuation service. Securities traded on national exchanges are valued at the last reported sales price at current exchange rates. Investment income is recognized when earned and gains and losses on sales or exchanges are recognized on the transaction date.

Investment policy - Connecticut state statutes permit the Town to invest in obligations of the United States, including its instrumentalities and agencies; in obligations of any state or of any political subdivision, authority or agency thereof, provided such obligations are rated within one of the top two rating categories of any recognized rating service; or in obligations of the State of Connecticut or of any political subdivision thereof, provided such obligations are rated within one of the top three rating categories of any recognized rating service. The Pension Trust Funds may also invest in certain real estate mortgages, in certain savings banks or savings and loan associations, or in stocks or bonds or other securities selected by the trustee, with the care of a prudent investor. The Town's investment policy for its pension fund is intended to provide long-term total return opportunity through an allocation between 50% and 70% of equities and between 30% and 50% of fixed income investments.

Concentrations – As of June 30, 2016, more than 10% of the Town Plan's investments are invested in the following:

<u>Issuer</u>	<u>Investment</u>	<u>Value</u>	<u>% of Plan Investments</u>
Vanguard	Vanguard 500 Index Fund	\$ 4,349,287	25%
Vanguard	Vanguard International Growth Fund	1,934,841	11%
Artisan	Artisan International Value Fund	1,836,652	10%
Legg Mason	Western Asset Core Plus Bond Fund	1,797,939	10%
Metropolitan West Funds	Metropolitan West Total Return Bond Fund	1,775,634	10%
Vanguard	Vanguard Total Bond Market Index	109,884	35%
Vanguard	Vanguard Total Stock Market Index Fund	108,767	35%
Vanguard	Vanguard Total International Stock Index Fund	76,423	25%

Rate of return - For the year ended June 30, 2016 the annual money-weighted rate of return on pension plan investments, net of pension plan investment expenses, was 0.79%. The money-weighted rate of return expresses investment performance, net of investment expense adjusted for the changing amounts actually invested.

TOWN OF PLAINFIELD, CONNECTICUT
NOTES TO THE FINANCIAL STATEMENTS (*Continued*)
JUNE 30, 2016

NOTE K - EMPLOYEE RETIREMENT PLANS (*Continued*)

Defined Benefit Plan (*Continued*)

Net Pension Liability

The components of the net pension liability of the Town Plan as June 30, 2016, were as follows:

Total pension liability	\$ 23,415,665
Plan fiduciary net position	<u>17,943,807</u>
Town's net pension liability - Town Plan	<u><u>\$ 5,471,858</u></u>

Plan fiduciary net position as a percentage of the total pension liability	76.63%
---	--------

The components of the change in the net pension liability of the Town Plan for the year ended June 30, 2016, were as follows:

	Total Pension Liability (a)	Increase (Decrease) Plan Fiduciary Net Position (b)	Net Pension Liability (a) - (b)
	<u>(a)</u>	<u>(b)</u>	<u>(a) - (b)</u>
Balance as of June 30, 2015	\$ 21,967,059	\$ 17,526,033	\$ 4,441,026
Changes for the year:			
Service cost	598,576	-	598,576
Interest	1,660,359	-	1,660,359
Differences between expected and actual experience	(1,013,041)	-	(1,013,041)
Changes of benefit terms	17,758	-	17,758
Changes of assumptions	1,055,717	-	1,055,717
Contributions - employer	-	1,125,405	(1,125,405)
Contributions - employee	-	94,173	(94,173)
Net investment income	-	140,367	(140,367)
Benefit payments, including refunds	(870,763)	(870,763)	-
Administrative expense	-	(71,408)	71,408
Net changes	<u>1,448,606</u>	<u>417,774</u>	<u>1,030,832</u>
Balance as of June 30, 2016	<u><u>\$ 23,415,665</u></u>	<u><u>\$ 17,943,807</u></u>	<u><u>\$ 5,471,858</u></u>

Actuarial assumptions – The total pension liability was determined by an actuarial valuation as of June 30, 2016, using the following actuarial assumptions, applied to all periods included in the measurement:

Inflation	2.60%
Salary increases, including inflation	4.50%
Investment rate of return	7.00%
Discount rate	7.00%

Mortality rates were based on the RP-2014 Adjusted to 2006 Total Dataset Mortality Table projected to valuation date with scale MP-2015.

TOWN OF PLAINFIELD, CONNECTICUT
NOTES TO THE FINANCIAL STATEMENTS (*Continued*)
JUNE 30, 2016

NOTE K - EMPLOYEE RETIREMENT PLANS (*Continued*)

Defined Benefit Plan (*Continued*)

Net Pension Obligation Liability (*Continued*)

The long-term expected rate of return on pension plan investments was determined using a building-block method in which best-estimate ranges of expected future real rates of return (expected returns, net of pension plan investment expense and inflation) are developed for each major asset class. These ranges are combined to produce the long-term expected rate of return by weighting the expected future real rates of return by the target asset allocation percentage and by adding expected inflation. Best estimates of arithmetic real rates of return for each major asset class included in the pension plan's target asset allocation as of June 30, 2016 are summarized in the following table:

<u>Asset Class</u>	<u>Target Allocation</u>	<u>Long-term Expected Real Rate of Return</u>
Fixed Income Broad Core	25.00%	1.50%
Fixed Income Global	5.00%	2.00%
Domestic Equity Large Cap	31.50%	4.85%
Domestic Equity Small Cap	3.50%	5.00%
International Equity Developed	20.00%	5.25%
International Equity Emerging	7.50%	6.50%
Global REIT	3.75%	4.25%
Commodities	3.75%	2.25%

Discount rate - The discount rate used to measure the total pension liability was 7.0%. The projection of cash flows used to determine the discount rate assumed that plan member contributions will be made at the current contribution rate and that the Town's contributions will be made at rates equal to the difference between actuarially determined contribution rates and the member rate. For this purpose, only employer contributions that are intended to fund benefits of current plan members and their beneficiaries are included. Projected employer contributions that are intended to fund the service costs of future plan members and their beneficiaries, as well as projected contributions from future plan members, are not included. Based on those assumptions, the Plan's fiduciary net position was projected to be available to make all projected future benefit payments of current plan members. Therefore, the long-term expected rate of return on pension plan investments was applied to all periods of projected benefit payments to determine the total pension liability.

Sensitivity of the net pension liability to changes in the discount rate - The following presents the net pension liability of the Town, calculated using the discount rate of 7.0%, as well as what the Town's net pension liability would be if it were calculated using a discount rate that is 1-percentage-point lower (6.5%) or 1-percentage-point higher (8.5%) than the current rate:

	<u>1% Decrease (6.00%)</u>	<u>Current Discount (7.00%)</u>	<u>1% Increase (8.00%)</u>
Town Plan's net pension liability as of June 30, 2016	\$ 8,228,326	\$ 5,471,858	\$ 3,141,455

TOWN OF PLAINFIELD, CONNECTICUT
NOTES TO THE FINANCIAL STATEMENTS (*Continued*)
JUNE 30, 2016

NOTE K - EMPLOYEE RETIREMENT PLANS (*Continued*)

Defined Benefit Plan (*Continued*)

Pension Expense and Deferred Outflows and Inflows of Resources

For the year ended June 30, 2016, the Town recognized pension expense related to the Town Plan of \$1,424,131. At June 30, 2016, the Town reported deferred outflows and inflows of resources related to the Town Plan from the following sources:

	Deferred Outflows of Resources	Deferred Inflows of Resources
Net difference between projected and actual earnings on pension plan investments	\$ 1,680,171	\$ -
Changes of assumptions	715,163	-
Differences between expected and actual experience	-	(686,254)
Total	\$ 2,395,334	\$ (686,254)

Amounts reported as deferred outflows and inflows of resources related to the Town Plan will be recognized as a component of pension expense in future years as follows:

Year ended June 30,		
2017	\$	494,871
2018		494,871
2019		482,477
2020		236,861
	\$	1,709,080

Payable to the Town Plan

The Town has reported a liability of \$119,909 payable to the Town Plan as of June 30, 2016 for the outstanding amount of contributions to the Town Plan required for the year ended June 30, 2016.

Connecticut State Teachers' Retirement System

The faculty and professional personnel of the Town's Board of Education participate in the Teachers' Retirement System ("TRS"), which is a cost-sharing multiple-employer defined benefit pension plan established under Chapter 167a of the Connecticut General Statutes. The TRS is administered by the Connecticut State Teachers' Retirement Board (the "Board") and is included as a fiduciary pension trust fund in the State of Connecticut's basic financial statements.

Plan benefits, cost-of-living allowances, required contributions of plan members and the State, and other plan provisions are described in Sections 10-183b to 10-183ss of the Connecticut General Statutes. The plan provides retirement, disability, death benefits, and annual cost-of-living adjustments to plan members and their beneficiaries.

The contribution requirements of plan members and the State are established and may be amended by the State legislature. In accordance with Section 10-183z of the General Statutes, the Town does not and is not legally responsible to contribute to the plan as a special funding situation exists that requires the State to contribute one hundred percent of employer's contributions on-behalf of its participating municipalities at an actuarially determined rate. Plan members are currently required to contribute 7.25% of their annual earnings to the plan. After five years of service, teachers are fully vested in their own contributions. After ten years of service, teachers are fully vested in the monthly pension benefit which is payable at the age of sixty.

TOWN OF PLAINFIELD, CONNECTICUT
NOTES TO THE FINANCIAL STATEMENTS (*Continued*)
JUNE 30, 2016

NOTE K - EMPLOYEE RETIREMENT PLANS (*Continued*)

Connecticut State Teachers' Retirement System (*Continued*)

For the year ended June 30, 2016, plan members of the Town contributed \$936,523 to the plan and covered payroll for the year was \$12,917,559. The Town has recognized on-behalf payments of \$3,155,760 made by the State of Connecticut into the plan as intergovernmental revenues, and related expenditures of the General Fund in the accompanying statement of revenues, expenditures and changes in fund balances of the governmental funds. Administrative costs of the plan are funded by the State.

The total estimated net pension liability of the TRS as of June 30, 2015 was \$10.972 billion, the most recent available reporting provided by the Board. The portion that was associated with the Town totaled approximately \$40.551 million or approximately 0.37% of the total estimated net pension liability. The total pension liability used to calculate the net pension liability was determined by an actuarial valuation as of June 30, 2014. The portion of the net pension liability associated with the Town was based on a projection of the long-term share of contributions to the plan related to the Town relative to the projected contributions of all participating employers, actuarially determined. For the year ended June 30, 2016 the Town has recognized pension expense and on-behalf revenue of \$3,637,147.

The total pension liability as of June 30, 2015, rolled forward from the June 30, 2014 actuarial valuation was determined using the following actuarial assumptions, applied to all periods in the measurement:

Inflation	3.0%
Salary increases	3.75% - 7.0% (includes inflation)
Investment rate of return	8.5% (includes inflation)
Cost of living adjustments:	
Retirements prior to 9/1/1992	3.0%
Retirements on or after 9/1/1992	2.0%

For healthy retirees and beneficiaries, the RP-2000 Combined Mortality Table projected forward 19 years using scale AA, with a two-year setback for males and females.

The long-term expected rate of return on pension plan investments was determined using a building-block method in which best-estimate ranges of expected future real rates of return (expected returns, net of pension plan investment expense and inflation) are developed for each major asset class. These ranges are combined to produce the long-term expected rate of return by weighting the expected future real rates of return by the target asset allocation percentage and by adding expected inflation. The target allocation and best estimates of arithmetic real rates of return for each major asset class are summarized in the following table:

<u>Asset Class</u>	<u>Target Allocation</u>	<u>Long-term Expected Rate of Return</u>
Large Cap U.S. Equities	21.0%	7.3%
Developed Non-U.S. Equities	18.0	7.5
Emerging Markets (Non-U.S.)	9.0	8.6
Emerging Markets	5.0	4.8
High Yield Bonds	5.0	3.7
Real Estate	7.0	5.9
Private Equity	11.0	10.9
Alternative Investment	8.0	0.7
Fixed Income (Core)	7.0	1.7
Inflation Linked Bonds	3.0	1.3
Other	6.0	0.4

TOWN OF PLAINFIELD, CONNECTICUT
 NOTES TO THE FINANCIAL STATEMENTS (*Continued*)
 JUNE 30, 2016

NOTE K - EMPLOYEE RETIREMENT PLANS (*Continued*)

Connecticut State Teachers' Retirement System (*Continued*)

The discount rate used to measure the total pension liability was 8.50%. The projection of cash flows used to determine the discount rate assumed that plan member contributions will be made at the current contribution rate and that State contributions will be made at the actuarially determined rates in future years. Based on those assumptions, the pension plan's fiduciary net position was projected to be available to make all projected future benefit payments of current plan members. Therefore, the long-term expected rate of return on pension plan investments was applied to all periods of projected benefit payments to determine the total pension liability.

The following presents the Town's proportionate share of the net pension liability calculated using the discount rate of 8.50% , as well as what the Town's proportionate share of the net pension liability would be if it were calculated using a discount rate that is 1-percentage point lower (7.50%) or 1-percentage-point higher (9.50%) than the current rate:

	<u>1.0% Decrease</u>	<u>Current Rate</u>	<u>1.0% Increase</u>
Town's proportionate share of the net pension liability	\$47.995 million	\$37.482 million	\$26.670 million

Detailed information about the plan's fiduciary net position is included in the State of Connecticut's basic financial statements.

NOTE L - OTHER POST-EMPLOYMENT BENEFITS

Board of Education Plan Description

The Town of Plainfield Board of Education provides healthcare insurance benefits for eligible retirees and their spouses through the Town's group health insurance plan, which covers both active and retired members (the "Plan"). Benefit provisions are established through negotiations between the Board of Education and the union representing Board of Education employees and are renegotiated each three-year bargaining period. The Plan does not issue a publicly available financial report and is not included in the financial statements of another entity.

Funding Policy

Contribution requirements of the plan members and the Town are established by and may be amended through negotiations between the Board of Education and the union. Currently, Board of Education employees who are age 50 with 25 years of service, age 55 with 20 years of service or age 60 with 10 years of service in the Plainfield School System are eligible to receive benefits. Those who choose to participate must pay 100% of the premium cost. The Town finances the Plan on a pay-as-you-go basis.

TOWN OF PLAINFIELD, CONNECTICUT
NOTES TO THE FINANCIAL STATEMENTS (Continued)
 JUNE 30, 2016

NOTE L - OTHER POST-EMPLOYMENT BENEFITS (Continued)

Annual OPEB Cost and Net OPEB Obligation

The Town's annual OPEB cost (expense) is calculated based on the annual required contribution ("ARC"), an amount actuarially determined. The ARC represents a level of funding that, if paid on an ongoing basis, is projected to cover normal cost each year and amortize any unfunded actuarial liabilities over a period not to exceed thirty years. The Town's annual OPEB cost and net OPEB obligation are attributed to an implicit rate subsidy, whereby retirees are considered to be receiving a benefit from the Town for access to insurance rates offered to the Town's active employees. The following table shows the components of the Town's annual OPEB cost for the year, the amount actually contributed to the Plan, and changes in the Town's net OPEB obligation:

Annual required contribution	\$ 1,092,600
Interest on net OPEB obligation	185,386
Adjustment to annual required contribution	<u>(257,767)</u>
Annual OPEB cost (expense)	1,020,219
Contributions made	<u>395,242</u>
Increase in net OPEB obligation	624,977
Net OPEB obligation, beginning of year	<u>4,634,644</u>
Net OPEB obligation, end of year	<u><u>\$ 5,259,621</u></u>

Three-Year Trend Information

Year Ended June 30	Annual OPEB Cost	Percentage of Annual OPEB Cost Contributed	Net OPEB Obligation
2014	\$ 958,810	24.1%	\$ 3,928,870
2015	960,542	27.0%	4,634,644
2016	1,020,219	39.0%	5,259,621

Funded Status and Funding Progress

The funded status of the plan as of July 1, 2014 (the date of the most recent actuarial valuation) was as follows:

Actuarial Valuation Date	Actuarial Value of Assets (A)	Actuarial Accrued Liability (AAL) - Projected Unit Credit Method (B)	Unfunded AAL (UAAL) (B-A)	Funded Ratio (A/B)	Covered Payroll (C)	UAAL as a Percentage of Covered Payroll ((B-A)/C)
July 1, 2014	\$ -	\$ 14,122,809	\$ 14,122,809	0.0%	\$ 17,769,914	79.5%

TOWN OF PLAINFIELD, CONNECTICUT
NOTES TO THE FINANCIAL STATEMENTS (*Continued*)
JUNE 30, 2016

NOTE L - OTHER POST-EMPLOYMENT BENEFITS (*Continued*)

Annual OPEB Cost and Net OPEB Obligation (*Continued*)

Funded Status and Funding Progress (*Continued*)

The projection of future benefit payments for an ongoing plan involves estimates of the value of reported amounts and assumptions about the probability of events in the future. Examples include assumptions about future employment, mortality, and the healthcare cost trend. Amounts determined regarding the funded status of the plan and the annual required contributions of the Town are subject to continual revision, as actual results are compared with past expectations and new estimates are made about the future. The schedule of funding progress, presented as required supplementary information (RSI) following the notes to the financial statements, present multiyear trend information about whether the actuarial value of plan assets is increasing or decreasing over time relative to the actuarial accrued liabilities for benefits.

Actuarial Methods and Assumptions

Projections of benefits are based on the substantive plan (the plan as understood by the Town and plan members) and include the types of benefits in force at the valuation date and the pattern of sharing benefit costs between the Town and the plan members to that point. The projection of benefits for financial reporting purposes does not explicitly incorporate the potential effects of legal or contractual funding limitations on the pattern of cost sharing between the Town and plan members in the future. Actuarial calculations reflect a long-term perspective and employ methods and assumptions that are designed to reduce short-term volatility in actuarial accrued liabilities and the actuarial value of assets. Significant methods and assumptions were as follows:

Valuation date:	July 1, 2014
Actuarial cost method:	Projected Unit Credit
Amortization method:	Level Dollar Amount, Open
Remaining amortization period:	30 years
Asset valuation method:	N/A
Actuarial assumptions:	
Investment rate of return	4.00%
Inflation rate	4.00%
Healthcare cost trend rate	9.00% initial 5.00% final

TOWN OF PLAINFIELD, CONNECTICUT
NOTES TO THE FINANCIAL STATEMENTS (*Continued*)
JUNE 30, 2016

NOTE M - RISK MANAGEMENT

The Town is exposed to various risks of loss related to torts, thefts of, damage to, or destruction of assets; errors or omissions; injuries to employees or acts of God. The Town purchases commercial insurance for all risks of loss except health coverage. During 2016, deductibles paid by the Town were insignificant. Neither the Town nor its insurers have settled any claims which exceeded the Town's insurance coverage during the past three years.

The Town is a member of the Connecticut Interlocal Risk Management Agency ("CIRMA"), a public entity risk pool established for the purpose of administering an interlocal risk management program pursuant to the provisions of Section 7-479a of Connecticut General Statutes, for workers' compensation coverage and liability-automobile-property pool. CIRMA currently has 240 members in the workers compensation pool (of which 120 are municipalities) and 117 members in its liability-automobile-property pool (of which 37 are municipalities). The Town pays an annual premium for its coverage. CIRMA is to be self-sustaining through members' premiums but reinsures in excess of \$1,000,000 for each insured occurrence. Members may be subject to supplemental assessment in the event of deficiencies; however, potential assessments are limited pursuant to the by-laws.

The Town of currently a member of the Eastern Connecticut Health Insurance Program ("ECHIP"), a cooperative formed in accordance with Public Act 10-174 of the Connecticut General Statutes in order to self-insure medical and dental costs to the employees of its member Towns and Boards of Education. Through this cooperative the Town accounts for and finances employee medical benefits claims for eligible full-time employees of both the Town and the Board of Education. The Town retains the risk of loss under the plan. A third party processes the claims filed under the self-insured health plan, for which the Town is charged an administrative fee. Through ECHIP, the Town has purchased a stop-loss policy for total claims in any one year exceeding an aggregate of 120% of expected claims and for individual claims exceeding \$150,000 for combined hospital and major medical.

ECHIP establishes claims liabilities based on estimates of claims that have been incurred but not reported at June 30, 2016. Claims liabilities are recorded if information prior to the issuance of the financial statements indicates that it is possible that a liability has been incurred at the date of the financial statements and the amount of possible loss can be reasonably estimated. The amount of the claims accrual is based on the ultimate costs of settling the claims, which include past experience data, inflation and other future economic and societal factors and incremental claim adjustment expenses, net of estimated subrogation recoveries. The claims accrual does not include other allocated or unallocated claims adjustment expenses.

A summary the Town's portion of claims activity for the years ended June 30, 2016 and 2015 are as follows:

Year Ended June 30	Claims Payable, Beginning of Year	Claims and Changes in Estimates	Claims Paid	Claims Payable, End of Year
2016	\$ 484,141	\$ 6,778,486	\$ 6,795,062	\$ 467,565
2015	435,791	6,361,736	6,313,386	484,141

TOWN OF PLAINFIELD, CONNECTICUT
NOTES TO THE FINANCIAL STATEMENTS (*Continued*)
JUNE 30, 2016

NOTE N - COMMITMENTS AND CONTINGENCIES

Grants and Contracts

Amounts received or receivable from grantor agencies are subject to audit and adjustment by grantor agencies, principally the federal and state government. Any disallowed claims, including amounts already collected, may constitute a liability of the applicable funds. The amount of expenditures which may be disallowed by the grantor cannot be determined at this time, although the Town expects such amounts, if any, to be immaterial.

Litigation

There are several lawsuits pending against the Town. For certain of these cases, where it is probable that a liability has been incurred and the amount of the loss can be reasonably estimated, a loss contingency has been accrued for approximately \$525,000. The Town's management believes it has meritorious defenses against these lawsuits and estimates that potential claims against the Town, not covered by insurance, resulting from such litigation would not have a material adverse effect on the financial condition of the Town.

NOTE O - IMPLEMENTATION OF NEW ACCOUNTING STANDARDS

Effective July 1, 2015, the Town adopted the provisions of Governmental Accounting Standards Board (GASB) Statement No. 72, *Fair Value Measurement and Application*, GASB Statement No. 73, *Accounting and Financial Reporting for Pensions and Related Assets that are not within the Scope of GASB Statement 68*, and *Amendments to Certain Provisions of GASB Statements 67 and 68*, GASB Statement No. 76, *The Hierarchy of Generally Accepted Accounting Principles for State and Local Governments*, and certain provisions of GASB Statement No. 79, *Certain External Investment Pools and Pool Participants*. The adoption of these statements did not have a material effect on the Town's financial statements.

NOTE P - IMPACT OF NEW ACCOUNTING STANDARDS NOT YET EFFECTIVE

In June 2015, the GASB issued Statement No. 74, *Financial Reporting for Postemployment Benefit Plans other than Pension Plans*. This statement establishes new accounting and financial reporting requirements for OPEB plans included in the general purpose external financial reports of state and local governmental OPEB plans and replaces the requirements of GASB Statements No. 43, *Financial Reporting for Postemployment Benefit Plans other than Pension Plans*, as amended, and GASB Statement No. 57, *OPEB Measurements by Agent Employers and Agent Multiple-Employer Plans*. The requirements of this statement are effective for the Town's reporting period beginning July 1, 2016. The Town currently provides other post-employment benefits to certain eligible employees. The Town has not yet determined the impact that this statement will have on its financial statements.

In June 2015, the GASB issued Statement No. 75, *Accounting and Financial Reporting for Postemployment Benefits other than Pensions*. This statement establishes new accounting and financial reporting requirements for OPEB plans and replaces the requirements of GASB Statements No. 45, *Accounting and Financial Reporting by Employers for Postemployment Benefits Other Than Pensions*, as amended, and GASB Statement No. 57, *OPEB Measurements by Agent Employers and Agent Multiple-Employer Plans*, for OPEB. The requirements of this statement are effective for the Town's reporting period beginning July 1, 2017. The Town currently provides other post-employment benefits to certain eligible employees. The Town has not yet determined the impact that this statement will have on its financial statements.

TOWN OF PLAINFIELD, CONNECTICUT
NOTES TO THE FINANCIAL STATEMENTS (*Continued*)
JUNE 30, 2016

NOTE P - IMPACT OF NEW ACCOUNTING STANDARDS NOT YET EFFECTIVE (*Continued*)

In August 2015, the GASB issued Statement No. 77, *Tax Abatement Disclosures*. This statement establishes disclosure of information about the nature and magnitude of tax abatements to allow users of the financial statements to understand 1) how tax abatements affect a government's future ability to raise resources and meets its financial obligations and 2) the impact those abatements have on a government's financial position and economic condition. The requirements of this statement are effective for the Town's reporting period beginning July 1, 2016. The Town does not expect this statement to have a material effect on its financial statements.

In December 2015, the GASB issued Statement No. 78, *Pensions Provided through Certain Multiple-Employer Defined Benefit Pension Plans*. This statement amends the scope and applicability of Statement 68 to exclude pensions provided to employees of state or local governmental employers through a cost-sharing multiple-employer defined benefit pension plan that (1) is not a state or local governmental pension plan, (2) is used to provide defined benefit pensions both to employees of state or local governmental employers and to employees of employers that are not state or local governmental employers, and (3) has no predominant state or local governmental employer (either individually or collectively with other state or local governmental employers that provide pensions through the pension plan). The requirements of this statement are effective for the Town's reporting period beginning July 1, 2016. The Town does not expect this statement to have a material effect on its financial statements.

In December 2015, the GASB issued Statement No. 79, *Certain External Investment Pools and Pool Participants*. This statement addresses accounting and financial reporting for certain external investment pools and pool participants. Specifically, it establishes criteria for an external investment pool to qualify for making the election to measure all of its investments at amortized cost for financial reporting purposes. Certain provisions of this statement are effective for the Town's reporting period beginning July 1, 2016. The Town does not expect this statement to have a material effect on its financial statements.

In January 2016, the GASB issued Statement No. 80, *Blending Requirements for Certain Component Units – an amendment of GASB Statement No. 14*. This statement amends the blending requirements established in GASB Statement No. 14, *The Financial Reporting Entity, as amended*. The requirements of this statement are effective for the Town's reporting period beginning July 1, 2017. The Town does not expect this statement to have a material effect on its financial statements.

In March 2016, the GASB issued Statement No. 81, *Irrevocable Split-Interest Agreements*. This statement addresses accounting and financial reporting for irrevocable split-interest agreements by providing recognition and measurement guidance for situations in which a government is a beneficiary of the agreement. The requirements of this statement are effective for the Town's reporting period beginning July 1, 2017. The Town does not expect this statement to have a material effect on its financial statements.

In March 2016, the GASB issued Statement No. 82, *Pension Issues – an amendment of GASB Statements No. 67, No. 68 and No. 73*. This statement addresses issues regarding (1) the presentation of payroll-related measures in required supplementary information, (2) the selection of assumptions and the treatment of deviations from the guidance in an Actuarial Standard of Practice for financial reporting purposes, and (3) the classification of payments made by employers to satisfy employee (plan member) contribution requirements. The requirements of this statement are effective for the Town's reporting period beginning July 1, 2017. The Town does not expect this statement to have a material effect on its financial statements.

REQUIRED SUPPLEMENTARY INFORMATION

TOWN OF PLAINFIELD, CONNECTICUT
SCHEDULE OF CHANGES IN NET PENSION LIABILITY (UNAUDITED)
PENSION PLAN
JUNE 30, 2016

	<u>2016</u>	<u>2015</u>	<u>2014</u>
Total pension liability			
Service cost	\$ 598,576	\$ 572,800	\$ 548,134
Interest	1,660,359	1,561,263	1,467,462
Changes in benefit terms	17,758	-	-
Differences between expected and actual experience	(1,013,041)	-	-
Changes of assumptions	1,055,717	-	-
Benefit payments, including refunds	(870,763)	(807,487)	(772,316)
Net change in total pension liability	1,448,606	1,326,576	1,243,280
Total pension liability - beginning	21,967,059	20,640,483	19,397,203
Total pension liability - ending	<u>23,415,665</u>	<u>21,967,059</u>	<u>20,640,483</u>
Plan fiduciary net position			
Contributions - employer	1,125,405	1,174,169	706,969
Contributions - members	94,173	54,905	57,049
Net investment income	140,367	72,030	2,396,885
Benefit payments, including refunds	(870,763)	(807,487)	(772,316)
Administrative expense	(71,408)	(7,644)	(5,350)
Net change in plan fiduciary net position	417,774	485,973	2,383,237
Plan fiduciary net position - beginning	17,526,033	17,040,060	14,656,823
Plan fiduciary net position - ending	<u>17,943,807</u>	<u>17,526,033</u>	<u>17,040,060</u>
Town's net pension liability	<u>\$ 5,471,858</u>	<u>\$ 4,441,026</u>	<u>\$ 3,600,423</u>
Plan fiduciary net position as a percentage of total pension liability	76.63%	79.78%	82.56%
Covered employee payroll	\$ 6,365,897	\$ 6,555,889	\$ 6,273,578
Town's net pension liability as a percentage of covered employee payroll	85.96%	67.74%	57.39%

NOTES TO SCHEDULE:

The Town began to report the schedule of changes in net pension liability when it implemented GASB Statement No. 67 in fiscal year 2014.

Benefit Changes - No significant changes.

Assumption Changes - No significant changes.

See accompanying Independent Auditor's Report.

TOWN OF PLAINFIELD, CONNECTICUT
SCHEDULE OF CONTRIBUTIONS AND INVESTMENT RETURNS (UNAUDITED)
PENSION PLAN
JUNE 30, 2016

	<u>2016</u>	<u>2015</u>	<u>2014</u>
Actuarially determined contribution	1,472,606	\$ 1,448,874	\$ 1,448,874
Contributions in relation to the actuarially determined contribution	<u>1,125,405</u>	<u>1,174,169</u>	<u>706,969</u>
Contribution deficiency	<u>\$ 347,201</u>	<u>\$ 274,705</u>	<u>\$ 741,905</u>
Covered employee payroll	6,365,897	\$ 6,555,889	\$ 6,273,578
Contributions as a percentage of covered employee payroll	17.68%	17.91%	11.27%
Annual money-weighted rate of return, net of investment expense	0.79%	0.41%	16.27%

NOTES TO SCHEDULE:

The Town began to report the schedule of contributions and investment returns when it implemented GASB Statement No. 67 in fiscal year 2014.

Actuarially determined contribution rates are calculated as of December 31, prior to the end of the fiscal year in which contributions are reported.

Methods and assumptions used to determine contribution rates:

Actuarial cost method	Projected Unit Credit Cost Method
Amortization method	Level percent of payroll
Remaining amortization period	10 years remaining as of July 1, 2011
Asset valuation method	Market value of assets less unrecognized returns in each of the last four years
Inflation	2.6%
Investment rate of return	7.0%
Salary increases	4.5%
Retirement age	Age 62 for Town Employees; Age 55 for Police
Mortality	RP-2014 Adjusted to 2006 Total Dataset Mortality Table projected to valuation date with Scale MP-2015

See accompanying Independent Auditor's Report.

TOWN OF PLAINFIELD, CONNECTICUT
SCHEDULE OF THE TOWN'S PROPORTIONATE SHARE OF THE NET PENSION LIABILITY
CONNECTICUT STATE TEACHERS' RETIREMENT SYSTEM (UNAUDITED)
JUNE 30, 2016
(Dollar amounts expressed in thousands)

	<u>2016</u>	<u>2015</u>
Town's proportion of the net pension liability	0.370%	0.370%
Town's proportionate share of the net pension liability	\$ -	\$ -
State's proportionate share of the net pension liability associated with the Town	40,551	37,482
Total	<u>\$ 40,551</u>	<u>\$ 37,482</u>
Town's covered payroll	\$ 12,917	\$ 14,388
Town's proportionate share of the net pension liability as a percentage of its covered payroll	31.85%	38.39%
Plan fiduciary net position as a percentage of the total pension liability	59.50%	61.51%

NOTES TO SCHEDULE:

The Town began to report this schedule when it implemented GASB Statement No. 68 in fiscal year 2015.

The total pension liability reported for each fiscal year is based on a measurement date as of the end of the prior fiscal year (i.e. the total pension liability reported for 2016 is based on a June 30, 2015 measurement date).

Benefit Changes: There were no changes in benefit terms that affected the measurement of the total pension liability.

Changes in assumptions: There were no changes in assumptions that affected the measurement of the total pension liability.

TOWN OF PLAINFIELD, CONNECTICUT
SCHEDULES OF FUNDING PROGRESS (UNAUDITED)
JUNE 30, 2016

Other Post-Employment Benefits Program

Actuarial Valuation Date	Actuarial Value of Assets (A)	Actuarial Accrued Liability (AAL) - Projected Unit Credit (B)	Unfunded AAL (UAAL) (B-A)	Funded Ratio (A/B)	Covered Payroll (C)	UAAL as a Percentage of Covered Payroll ((B-A)/C)
July 1, 2010	\$ -	\$ 10,515,600	\$ 10,515,600	0.0%	\$ 19,604,338	53.6%
July 1, 2012	-	11,964,800	11,964,800	0.0%	23,612,118	50.7%
July 1, 2014	-	14,122,809	14,122,809	0.0%	17,769,914	79.5%

See accompanying Independent Auditor's Report.

COMBINING AND INDIVIDUAL FUND STATEMENTS

GENERAL FUND

TOWN OF PLAINFIELD, CONNECTICUT
SCHEDULE OF REVENUES
BUDGET AND ACTUAL - BUDGETARY BASIS - GENERAL FUND
FOR THE YEAR ENDED JUNE 30, 2016

	<u>Budgeted Amounts</u>		<u>Actual</u>	<u>Variance With Final Budget Over (Under)</u>
	<u>Original</u>	<u>Final</u>		
PROPERTY TAXES				
Property taxes	\$ 25,060,601	\$ 25,060,601	\$ 25,759,290	\$ 698,689
Interest and lien fees	150,000	150,000	280,404	130,404
Total property taxes	<u>25,210,601</u>	<u>25,210,601</u>	<u>26,039,694</u>	<u>829,093</u>
INTERGOVERNMENTAL				
Educational equalization	15,600,016	15,600,016	15,624,954	24,938
Transportation	256,295	256,295	281,816	25,521
Special education grant	508,900	508,900	456,622	(52,278)
Town aid road	290,104	290,104	289,613	(491)
Telephone access lines	45,254	45,254	51,162	5,908
Local capital improvements	274,340	274,340	281,281	6,941
Mohegan/Pequot grant	183,430	183,430	166,094	(17,336)
PILOT - State-owned property	53,231	53,231	-	(53,231)
PILOT - Hospitals	40,621	40,621	-	(40,621)
PILOT - Elderly freeze	125,103	125,103	119,729	(5,374)
Reimbursement disability	3,715	3,715	3,102	(613)
PILOT - Veterans exemption	6,914	6,914	6,858	(56)
Emergency Mgt. Asst.	7,715	7,715	7,685	(30)
Distressed enterprise zone	6,820	6,820	6,820	-
Other state revenue	145,000	145,000	33,012	(111,988)
Total intergovernmental revenues	<u>17,547,458</u>	<u>17,547,458</u>	<u>17,328,748</u>	<u>(218,710)</u>
LICENSES, PERMITS AND FEES				
Pool receipts	60,000	60,000	86,022	26,022
Recreation receipts	50,000	50,000	45,414	(4,586)
Building permits	80,000	80,000	81,570	1,570
Planning and zoning fees	25,000	25,000	29,361	4,361
Town clerk fees	185,600	185,600	162,351	(23,249)
Town clerk - copies	16,500	16,500	16,472	(28)
Assessor - copies	1,500	1,500	2,338	838
Police - other duty	30,000	30,000	32,905	2,905
F/M Services - Canterbury	5,505	5,505	5,650	145
Town Hall rental	2,500	2,500	2,560	60
Cell Tower rental	24,840	24,840	30,947	6,107
Total licenses, permits and fees	<u>481,445</u>	<u>481,445</u>	<u>495,590</u>	<u>14,145</u>

(Continued)

TOWN OF PLAINFIELD, CONNECTICUT
SCHEDULE OF REVENUES
BUDGET AND ACTUAL - BUDGETARY BASIS - GENERAL FUND (Continued)
FOR THE YEAR ENDED JUNE 30, 2016

	<u>Budgeted Amounts</u>		<u>Actual</u>	<u>Variance With Final Budget Over (Under)</u>
	<u>Original</u>	<u>Final</u>		
INVESTMENT - INTEREST	\$ 25,000	\$ 25,000	\$ 29,161	\$ 4,161
OUT OF TOWN TUITION	1,340,239	1,340,239	1,258,134	(82,105)
OTHER				
Tuition - special education	483,398	483,398	470,901	(12,497)
Other local revenue	100,000	100,000	19,946	(80,054)
Industrial park lot sales	90,000	90,000	-	(90,000)
Police - miscellaneous revenue	8,500	8,500	14,722	6,222
Total other	<u>681,898</u>	<u>681,898</u>	<u>505,569</u>	<u>(176,329)</u>
Total revenues	<u>\$ 45,286,641</u>	<u>\$ 45,286,641</u>	<u>\$ 45,656,896</u>	<u>\$ 370,255</u>

See accompanying Independent Auditor's Report.

TOWN OF PLAINFIELD, CONNECTICUT
SCHEDULE OF EXPENDITURES
BUDGET AND ACTUAL - BUDGETARY BASIS - GENERAL FUND
FOR THE YEAR ENDED JUNE 30, 2016

	<u>Budgeted Amounts</u>		<u>Actual</u>	<u>Variance With Final Budget Over (Under)</u>
	<u>Original</u>	<u>Final</u>		
GENERAL GOVERNMENT				
First Selectman	\$ 132,568	\$ 136,068	\$ 136,210	\$ 142
Finance	236,320	236,320	230,268	(6,052)
Assessor	156,736	156,736	153,326	(3,410)
Tax Collector	161,779	161,779	161,655	(124)
Town Clerk	177,609	177,609	173,928	(3,681)
Election and registrars	46,484	46,484	45,638	(846)
Employee benefits	3,002,600	2,936,100	2,589,786	(346,314)
Total general government	<u>3,914,096</u>	<u>3,851,096</u>	<u>3,490,811</u>	<u>(360,285)</u>
PUBLIC SAFETY				
Fire Marshal	52,866	52,866	52,203	(663)
Police Department	1,842,333	1,897,333	1,889,101	(8,232)
Building Inspector	97,534	97,534	95,476	(2,058)
Planning and engineering	154,438	154,438	154,968	530
Animal control	55,692	55,692	55,557	(135)
Total public safety	<u>2,202,863</u>	<u>2,257,863</u>	<u>2,247,305</u>	<u>(10,558)</u>
PUBLIC WORKS				
Building and grounds	340,304	340,304	302,189	(38,115)
Highway	887,241	887,241	864,072	(23,169)
Town aid road	290,104	290,104	290,104	-
Total public works	<u>1,517,649</u>	<u>1,517,649</u>	<u>1,456,365</u>	<u>(61,284)</u>
SOCIAL SERVICES				
Economic Development	39,694	47,694	47,434	(260)
Recreation	320,328	320,328	310,069	(10,259)
Libraries	89,890	89,890	89,887	(3)
Total social services	<u>449,912</u>	<u>457,912</u>	<u>447,390</u>	<u>(10,522)</u>

(Continued)

See accompanying Independent Auditor's Report.

TOWN OF PLAINFIELD, CONNECTICUT
SCHEDULE OF EXPENDITURES
BUDGET AND ACTUAL - BUDGETARY BASIS - GENERAL FUND (Continued)
FOR THE YEAR ENDED JUNE 30, 2016

	<u>Budgeted Amounts</u>		<u>Actual</u>	<u>Variance With Final Budget Over (Under)</u>
	<u>Original</u>	<u>Final</u>		
ADMINISTRATION				
Telephone	\$ 40,000	\$ 30,000	\$ 26,993	\$ (3,007)
Legal fees	100,000	100,000	74,819	(25,181)
Postage	30,000	30,000	24,718	(5,282)
Computer	143,375	143,375	146,600	3,225
Computer salary	40,000	40,000	39,205	(795)
Probate	6,870	6,870	5,171	(1,699)
Copy machines	31,208	31,208	30,991	(217)
Claims	2,000	2,000	224	(1,776)
Tax refunds	15,000	25,000	20,416	(4,584)
Board and commissions	23,100	23,100	20,870	(2,230)
Purchased services	391,369	391,369	386,001	(5,368)
Contributions	4,145	4,145	4,039	(106)
Contingency	70,000	70,000	65,753	(4,247)
Total administration	<u>897,067</u>	<u>897,067</u>	<u>845,800</u>	<u>(51,267)</u>
CAPITAL OUTLAYS	<u>687,504</u>	<u>687,504</u>	<u>686,455</u>	<u>(1,049)</u>
EDUCATION	<u>34,597,111</u>	<u>34,607,111</u>	<u>34,603,168</u>	<u>(3,943)</u>
DEBT SERVICE				
Principal payments	1,372,440	1,372,440	1,372,440	-
Interest and fiscal charges	479,672	479,672	479,672	-
Total debt service	<u>1,852,112</u>	<u>1,852,112</u>	<u>1,852,112</u>	<u>-</u>
Total expenditures	<u>\$ 46,118,314</u>	<u>\$ 46,128,314</u>	<u>\$ 45,629,406</u>	<u>\$ (498,908)</u>

See accompanying Independent Auditor's Report.

TOWN OF PLAINFIELD, CONNECTICUT
SCHEDULE OF PROPERTY TAXES LEVIED, COLLECTED AND OUTSTANDING
FOR THE YEAR ENDED JUNE 30, 2016

Grand List Year	Balance Uncollected June 30, 2015	Current Levy	Lawful Corrections		Transfers To Suspense	Balance To Be Collected	Collections				Balance Uncollected June 30, 2016	
			Additions	Deductions			Taxes	Interest	Lien			Total
									Fees			
2014	\$ -	\$ 25,624,946	\$ 437,132	\$ 152,846	\$ 54,171	\$ 25,855,061	\$ 25,280,635	\$ 124,180	\$ 288	\$ 25,405,103	\$ 608,764	
2013	721,362	-	4,379	4,768	58,771	662,202	414,168	92,892	3,528	510,588	254,918	
2012	257,446	-	1,565	1,407	13,678	243,926	98,819	25,005	552	124,376	145,497	
2011	124,866	-	-	-	4,372	120,494	24,445	13,363	336	38,144	96,101	
2010	85,104	-	-	-	1,254	83,850	15,026	6,179	24	21,229	68,824	
2009	57,115	-	-	-	1,131	55,984	6,427	6,294	24	12,745	49,557	
2008	37,834	-	-	-	635	37,199	3,386	5,882	24	9,292	33,813	
2007	21,428	-	-	-	636	20,792	717	49	-	766	20,075	
2006	19,948	-	-	-	23	19,925	-	-	-	-	19,925	
2005	18,736	-	-	-	-	18,736	1,864	934	-	2,798	16,872	
2004	22,416	-	-	-	-	22,416	-	-	-	-	22,416	
2003	22,834	-	-	-	-	22,834	-	-	-	-	22,834	
2002	17,159	-	-	-	-	17,159	-	-	-	-	17,159	
2001	16,206	-	-	-	-	16,206	-	-	-	-	16,206	
2000	16,343	-	-	16,343	-	-	-	-	-	-	-	
	<u>\$ 1,438,797</u>	<u>\$ 25,624,946</u>	<u>\$ 443,076</u>	<u>\$ 175,364</u>	<u>\$ 134,671</u>	<u>\$ 27,196,784</u>	<u>\$ 25,845,487</u>	<u>\$ 274,778</u>	<u>\$ 4,776</u>	<u>\$ 26,125,041</u>	<u>\$ 1,392,961</u>	

See accompanying Independent Auditor's Report.

TOWN OF PLAINFIELD, CONNECTICUT
SCHEDULE OF DEBT LIMITATION
CONNECTICUT GENERAL STATUTES, SECTION 7-374(b)
FOR THE YEAR ENDED JUNE 30, 2016

Total cash collections for the year ended
June 30, 2016:

Taxes	\$ 25,845,488
Interest and lien fees	279,554
Total	<u>26,125,042</u>

Reimbursement for revenue loss:

Tax relief for elderly (CGS 12-129d)	122,831
Base	<u>\$ 26,247,873</u>

	<u>General Purposes</u>	<u>Schools</u>	<u>Sewers</u>	<u>Urban Renewal</u>	<u>Pension Deficit</u>
Debt limitation:					
2-1/4 times base	\$ 59,057,714	\$ -	\$ -	\$ -	\$ -
4-1/2 times base	-	118,115,429	-	-	-
3-3/4 times base	-	-	98,429,524	-	-
3-1/4 times base	-	-	-	85,305,587	-
3 times base	-	-	-	-	78,743,619
Total debt limitation	<u>59,057,714</u>	<u>118,115,429</u>	<u>98,429,524</u>	<u>85,305,587</u>	<u>78,743,619</u>
Indebtedness:					
Bonds and notes payable	4,785,525	6,775,000	5,963,384	-	-
Authorized, unissued bonds	86,265	1,889,035	1,697,994	-	-
	<u>4,871,790</u>	<u>8,664,035</u>	<u>7,661,378</u>	<u>-</u>	<u>-</u>
Less: sewer assessments receivable	-	-	95,641	-	-
Total indebtedness	<u>4,871,790</u>	<u>8,664,035</u>	<u>7,565,737</u>	<u>-</u>	<u>-</u>
Debt limitation in excess of outstanding and authorized debt	<u>\$ 54,185,924</u>	<u>\$ 109,451,394</u>	<u>\$ 90,863,787</u>	<u>\$ 85,305,587</u>	<u>\$ 78,743,619</u>
Total capacity of borrowing (7 times base)	\$ 183,735,111				
Total present indebtedness	<u>21,101,562</u>				
Margin for additional borrowing	<u>\$ 162,633,549</u>				

See accompanying Independent Auditor's Report.

NONMAJOR GOVERNMENTAL FUNDS

TOWN OF PLAINFIELD, CONNECTICUT
COMBINING BALANCE SHEET
NONMAJOR GOVERNMENTAL FUNDS
JUNE 30, 2016

Nonmajor Special Revenue Funds

	Dog Fund	Day Care Fund	School Lunch Fund	Education Grants Fund	CDBG Fund	Probate Court Fund	Police Fund	Total
ASSETS								
Cash and cash equivalents	\$ 13,207	\$ -	\$ 91,746	\$ -	\$ 117,665	\$ -	\$ 2,625	\$ 225,243
Receivables:								
Intergovernmental	-	-	104,192	87,613	-	-	-	191,805
Loans, net	-	-	-	-	239,711	-	-	239,711
Other	-	-	-	-	-	1,663	-	1,663
Due from other funds	-	-	4,572	196,974	-	16,749	-	218,295
Inventories	-	-	32,436	-	-	-	-	32,436
Total assets	<u>\$ 13,207</u>	<u>\$ -</u>	<u>\$ 232,946</u>	<u>\$ 284,587</u>	<u>\$ 357,376</u>	<u>\$ 18,412</u>	<u>\$ 2,625</u>	<u>\$ 909,153</u>
LIABILITIES								
Accounts payable	\$ 1,302	\$ -	\$ 107,535	\$ 56,387	\$ 6,500	\$ -	\$ -	\$ 171,724
Accrued liabilities	-	-	-	82,839	-	-	-	82,839
Unearned revenue	-	-	-	145,361	935	-	-	146,296
Due to other funds	3,892	24,130	-	-	-	-	-	28,022
Total liabilities	<u>5,194</u>	<u>24,130</u>	<u>107,535</u>	<u>284,587</u>	<u>7,435</u>	<u>-</u>	<u>-</u>	<u>428,881</u>
FUND BALANCES (DEFICIT)								
Nonspendable:								
Inventories	-	-	32,436	-	-	-	-	32,436
Restricted for:								
Social services	-	-	-	-	349,941	-	-	349,941
Committed to:								
Capital improvements	-	-	-	-	-	-	-	-
Public safety	8,013	-	-	-	-	-	2,625	10,638
Education	-	-	92,975	-	-	-	-	92,975
Other governmental purposes	-	-	-	-	-	18,412	-	18,412
Unassigned	-	(24,130)	-	-	-	-	-	(24,130)
Total fund balances (deficit)	<u>8,013</u>	<u>(24,130)</u>	<u>125,411</u>	<u>-</u>	<u>349,941</u>	<u>18,412</u>	<u>2,625</u>	<u>480,272</u>
Total liabilities and fund balances (deficit)	<u>\$ 13,207</u>	<u>\$ -</u>	<u>\$ 232,946</u>	<u>\$ 284,587</u>	<u>\$ 357,376</u>	<u>\$ 18,412</u>	<u>\$ 2,625</u>	<u>\$ 909,153</u>

See accompanying Independent Auditor's Report.

TOWN OF PLAINFIELD, CONNECTICUT
COMBINING BALANCE SHEET
NONMAJOR GOVERNMENTAL FUNDS (Continued)
JUNE 30, 2016

	Nonmajor Capital Projects Funds						Total Nonmajor Governmental Funds
	Construction Fund	Open Space & Land Trust Fund	Medical Building Fund	Green Hollow Road Fund	Brownfield Fund	Total	
ASSETS							
Cash and cash equivalents	\$ 20,421	\$ 391,615	\$ 459,449	\$ -	\$ -	\$ 871,485	\$ 1,096,728
Receivables:							
Intergovernmental	-	-	-	-	1,404	1,404	193,209
Loans, net	-	-	-	-	-	-	239,711
Other	-	-	-	-	-	-	1,663
Due from other funds	-	-	-	-	-	-	218,295
Inventories	-	-	-	-	-	-	32,436
Total assets	<u>\$ 20,421</u>	<u>\$ 391,615</u>	<u>\$ 459,449</u>	<u>\$ -</u>	<u>\$ 1,404</u>	<u>\$ 872,889</u>	<u>\$ 1,782,042</u>
LIABILITIES							
Accounts payable	\$ -	\$ -	\$ -	\$ -	\$ -	\$ -	\$ 171,724
Accrued liabilities	-	-	-	-	-	-	82,839
Unearned revenue	-	-	-	-	-	-	146,296
Due to other funds	-	-	-	-	1,404	1,404	29,426
Total liabilities	<u>-</u>	<u>-</u>	<u>-</u>	<u>-</u>	<u>1,404</u>	<u>1,404</u>	<u>430,285</u>
FUND BALANCES (DEFICIT)							
Nonspendable:							
Inventories	-	-	-	-	-	-	32,436
Restricted for:							
Social services	-	-	-	-	-	-	349,941
Committed to:							
Capital improvements	20,421	391,615	459,449	-	-	871,485	871,485
Public safety	-	-	-	-	-	-	10,638
Education	-	-	-	-	-	-	92,975
Other governmental purposes	-	-	-	-	-	-	18,412
Unassigned	-	-	-	-	-	-	(24,130)
Total fund balances (deficit)	<u>20,421</u>	<u>391,615</u>	<u>459,449</u>	<u>-</u>	<u>-</u>	<u>871,485</u>	<u>1,351,757</u>
Total liabilities and fund balances (deficit)	<u>\$ 20,421</u>	<u>\$ 391,615</u>	<u>\$ 459,449</u>	<u>\$ -</u>	<u>\$ 1,404</u>	<u>\$ 872,889</u>	<u>\$ 1,782,042</u>

See accompanying Independent Auditor's Report.

TOWN OF PLAINFIELD, CONNECTICUT
COMBINING STATEMENT OF REVENUES, EXPENDITURES AND
CHANGES IN FUND BALANCES
NONMAJOR GOVERNMENTAL FUNDS
FOR THE YEAR ENDED JUNE 30, 2016

	Nonmajor Special Revenue Funds							Total
	Dog Fund	Day Care Fund	School Lunch Fund	Education Grants Fund	CDBG Fund	Probate Court Fund	Police Fund	
REVENUES								
Intergovernmental	\$ -	\$ -	\$ 675,109	\$ 1,822,908	\$ -	\$ -	\$ 1,353	\$ 2,499,370
Licenses, permits and fees	15,043	114,917	333,402	-	-	18,880	11,001	493,243
Interest	25	-	-	-	79	-	-	104
Other	-	-	-	-	11,133	-	-	11,133
Total revenues	15,068	114,917	1,008,511	1,822,908	11,212	18,880	12,354	3,003,850
EXPENDITURES								
General government	-	122,734	-	-	-	17,217	-	139,951
Public safety	30,849	-	-	-	-	-	22,398	53,247
Social services	-	-	-	-	5,775	-	-	5,775
Education	-	-	1,034,383	1,822,908	-	-	-	2,857,291
Total expenditures	30,849	122,734	1,034,383	1,822,908	5,775	17,217	22,398	3,056,264
Excess (deficiency) of revenues over expenditures	(15,781)	(7,817)	(25,872)	-	5,437	1,663	(10,044)	(52,414)
OTHER FINANCING SOURCES (USES)								
Transfers in	15,583	-	-	-	-	-	-	15,583
Transfers out	-	-	-	-	-	-	-	-
Total other financing sources (uses)	15,583	-	-	-	-	-	-	15,583
Net change in fund balances	(198)	(7,817)	(25,872)	-	5,437	1,663	(10,044)	(36,831)
Fund balances (deficit) - beginning	8,211	(16,313)	151,283	-	344,504	16,749	12,669	517,103
Fund balances (deficit) - ending	\$ 8,013	\$ (24,130)	\$ 125,411	\$ -	\$ 349,941	\$ 18,412	\$ 2,625	\$ 480,272

(Continued)

See accompanying Independent Auditor's Report.

TOWN OF PLAINFIELD, CONNECTICUT
COMBINING STATEMENT OF REVENUES, EXPENDITURES AND
CHANGES IN FUND BALANCES
NONMAJOR GOVERNMENTAL FUNDS (Continued)
FOR THE YEAR ENDED JUNE 30, 2016

	Nonmajor Capital Projects Funds					Total	Total Nonmajor Governmental Funds
	Construction Fund	Open Space & Land Trust Fund	Medical Building Fund	Green Hollow Road Fund	Brownfield Fund		
REVENUES							
Intergovernmental	\$ -	\$ -	\$ -	\$ -	\$ 119,542	\$ 119,542	\$ 2,618,912
Licenses, permits and fees	-	-	-	-	-	-	493,243
Interest	99	1,123	1,328	-	-	2,550	2,654
Other	-	6,816	-	-	-	6,816	17,949
Total revenues	<u>99</u>	<u>7,939</u>	<u>1,328</u>	<u>-</u>	<u>119,542</u>	<u>128,908</u>	<u>3,132,758</u>
EXPENDITURES							
General government	-	-	-	-	119,542	119,542	259,493
Public safety	-	-	-	-	-	-	53,247
Social services	-	-	-	-	-	-	5,775
Education	-	-	-	-	-	-	2,857,291
Total expenditures	<u>-</u>	<u>-</u>	<u>-</u>	<u>-</u>	<u>119,542</u>	<u>119,542</u>	<u>3,175,806</u>
Excess (deficiency) of revenues over expenditures	99	7,939	1,328	-	-	9,366	(43,048)
OTHER FINANCING SOURCES (USES)							
Transfers in	-	-	-	-	-	-	15,583
Transfers out	-	-	-	(359,000)	-	(359,000)	(359,000)
Total other financing sources (uses)	<u>-</u>	<u>-</u>	<u>-</u>	<u>(359,000)</u>	<u>-</u>	<u>(359,000)</u>	<u>(343,417)</u>
Net change in fund balances	99	7,939	1,328	(359,000)	-	(349,634)	(386,465)
Fund balances (deficit) - beginning	<u>20,322</u>	<u>383,676</u>	<u>458,121</u>	<u>359,000</u>	<u>-</u>	<u>1,221,119</u>	<u>1,738,222</u>
Fund balances (deficit) - ending	<u>\$ 20,421</u>	<u>\$ 391,615</u>	<u>\$ 459,449</u>	<u>\$ -</u>	<u>\$ -</u>	<u>\$ 871,485</u>	<u>\$ 1,351,757</u>

See accompanying Independent Auditor's Report.

PROPRIETARY FUND

TOWN OF PLAINFIELD CONNECTICUT
STATEMENT OF REVENUES, EXPENSES AND
CHANGES IN NET POSITION - BUDGET AND ACTUAL -
BUDGETARY BASIS - PROPRIETARY FUND
FOR THE YEAR ENDED JUNE 30, 2016

	Budgeted Amounts		Actual	Variance With Final Budget Over (Under)
	Original	Final		
REVENUES				
Sewer use charges	\$ 1,641,213	\$ 1,641,213	\$ 1,616,742	\$ (24,471)
Lien charges	500	500	1,872	1,372
Interest charges	14,000	14,000	17,008	3,008
Investment income	-	-	9,068	9,068
Sewer permits	100	100	150	50
Sewer assessments	10,000	10,000	35,040	25,040
Re-energy industrial treatment	15,000	15,000	-	(15,000)
Pre industrial treatment	40,000	40,000	-	(40,000)
Other revenue	25,000	25,000	235,850	210,850
Total revenues	<u>1,745,813</u>	<u>1,745,813</u>	<u>1,915,730</u>	<u>169,917</u>
EXPENDITURES				
Personnel costs	952,062	952,062	930,510	(21,552)
Administration	87,181	87,181	71,233	(15,948)
Operations	394,000	394,000	311,829	(82,171)
Utilities	213,000	213,000	190,308	(22,692)
Vehicles	33,000	33,000	22,052	(10,948)
Equipment replacement	50,000	50,000	20,794	(29,206)
Interest expense	-	-	24,980	24,980
Total expenditures	<u>1,729,243</u>	<u>1,729,243</u>	<u>1,571,706</u>	<u>(157,537)</u>
Excess of revenues over expenditures	16,570	16,570	344,024	327,454
OTHER FINANCING USES				
Transfers out	(16,570)	(16,570)	-	16,570
Total other financing uses	<u>(16,570)</u>	<u>(16,570)</u>	<u>-</u>	<u>16,570</u>
Change in net position	<u>\$ -</u>	<u>\$ -</u>	<u>\$ 344,024</u>	<u>\$ 344,024</u>

See accompanying Independent Auditor's Report.

TOWN OF PLAINFIELD, CONNECTICUT
SCHEDULE OF SEWER ASSESSMENT COLLECTIONS
FOR THE YEAR ENDED JUNE 30, 2016

	Uncollected Assessments July 1, 2015	Current Assessments	Lawful Corrections		Adjusted Assessments Collectible	Collections			Uncollected Assessments June 30, 2016
			Additions	Deductions		Assessments Collected	Interest and Lien Fees	Total	
Special Assessment	\$ 107,818	\$ -	\$ 37,540	\$ -	\$ 145,358	\$ 49,717	\$ 4,345	\$ 54,062	\$ 95,641

See accompanying Independent Auditor's Report.

TOWN OF PLAINFIELD, CONNECTICUT
SCHEDULE OF SEWER USAGE COLLECTIONS
FOR THE YEAR ENDED JUNE 30, 2016

Grand List Year	Uncollected Charges July 1, 2015	Current Billings	Lawful Corrections		Transfer to Suspense	Adjusted Charges Collectible	Collections			Uncollected Charges June 30, 2016
			Additions	Deductions			Charges Collected	Interest and Lien Fees	Total	
2014	\$ -	\$ 1,507,087	\$ 72,116	\$ 4,669	\$ 290	\$ 1,574,244	\$ 1,546,676	\$ 5,150	\$ 1,551,826	\$ 32,437
2013	34,182	-	-	520	260	33,402	20,383	6,204	26,587	14,059
2012	13,026	-	-	-	240	12,786	4,016	1,717	5,733	8,770
2011	7,549	-	-	-	240	7,309	1,934	1,242	3,176	5,375
2010	4,140	-	-	-	-	4,140	1,150	944	2,094	2,990
2009	1,992	-	-	-	-	1,992	152	3	155	1,840
2008	689	-	-	-	-	689	78	286	364	611
2007	220	-	-	-	-	220	-	-	-	220
2006	220	-	-	-	-	220	-	-	-	220
2005	210	-	-	-	-	210	-	-	-	210
2004	189	-	-	-	-	189	-	-	-	189
2003	189	-	-	-	-	189	-	-	-	189
2002	95	-	-	-	-	95	-	-	-	95
2001	284	-	-	-	-	284	-	-	-	284
2000	160	-	-	160	-	-	-	-	-	-
	<u>\$ 63,145</u>	<u>\$ 1,507,087</u>	<u>\$ 72,116</u>	<u>\$ 5,349</u>	<u>\$ 1,030</u>	<u>\$ 1,635,969</u>	<u>\$ 1,574,389</u>	<u>\$ 15,546</u>	<u>\$ 1,589,935</u>	<u>\$ 67,489</u>

See accompanying Independent Auditor's Report.

FIDUCIARY FUNDS

TOWN OF PLAINFIELD, CONNECTICUT
COMBINING STATEMENT OF CHANGES IN
FIDUCIARY ASSETS AND LIABILITIES
AGENCY FUNDS
FOR THE YEAR ENDED JUNE 30, 2016

	Balance, July 1, 2015	Additions	Deletions	Balance, June 30, 2016
Student Activities				
Assets				
Cash and cash equivalents	\$ 228,079	\$ 490,691	\$ 535,753	\$ 183,017
Total assets	\$ 228,079	\$ 490,691	\$ 535,753	\$ 183,017
Liabilities				
Due to student groups	\$ 228,079	\$ 490,691	\$ 535,753	\$ 183,017
Total liabilities	\$ 228,079	\$ 490,691	\$ 535,753	\$ 183,017

See accompanying Independent Auditor's Report.